

AUSTRIA ATX REAL ESTATE

ISIN: **AT0000803226** WKN: -

Overview

2024/04/19 17:50:01

Price

352.91 EUR

Difference ▲ 0.35% (1.23)

General attributes

ISIN	AT0000803226
Symbol	IAX
Country	Austria
Instruments in index	5
Type of index	Price Index
Security type	Index

Market data

Open	351.08 EUR
High	353.19 EUR
Low	349.73 EUR
Close (prev. day)	351.68 EUR
Trading volume (m)	-
Volume (pcs)	-

Top 5

Name	Price	+ - (%)	Trend
IMMOFINANZ...	23.70	+1.28	▲
S IMMO AG	17.60	+0.86	➔
CA IMMOBIL...	30.82	+0.33	➔
WARIMPEX F...	0.76	+0.26	➔

Intraday 1w 1m 6m 1y 3y

Flop 5

Name	Price	+ - (%)	Trend
UBM DEVELO...	19.50	-1.52	▼

Intraday 1w 1m 6m 1y 3y

Futures and Options

Related Futures	-
Related Options	-

5y



Information about previous performance does not guarantee future performance.
Source: FactSet

Recent research

on market

Date	Headline	Download
2024/04/19	Equity Weekly	Download
2024/04/19	Week Ahead	Download
2024/04/19	Wochenausblick	Download
2024/04/17	Credit Markets Weekly	Download
2024/04/17	Credit Markets Weekly (DE)	Download

Details

2024/04/19 17:50:01

Price

352.91 EUR

Difference



0.35% (1.23)

General attributes

ISIN AT0000803226

Symbol IAX

Country Austria

Security type Index

Instruments in index 5

Market data

Open 351.08 EUR

High 353.19 EUR

Low 349.73 EUR

Close (prev. day) 351.68 EUR

Trading volume (m) -

Volume (pcs) -

Performance and Risk

	6m	1y	3y
Perf (%)	+16.58%	+26.14%	-6.42%
Perf (abs.)	+50.19	+73.14	-24.22
Beta	-	-	-
Volatility	11.94	12.66	15.18

5y












Information about previous performance does not guarantee future performance.

Source: FactSet

Price data

Ø price 5 days Ø volume 5 days (pcs.)	350.78 EUR (0)
Ø price 30 days Ø volume 30 days (pcs.)	346.33 EUR (0)
Ø price 100 days Ø volume 100 days (pcs.)	333.87 EUR (0)
Ø price 250 days Ø volume 250 days (pcs.)	312.49 EUR (0)
YTD High date	359.39 EUR (2024/04/02)
YTD Low date	320.17 EUR (2024/01/02)
52 Weeks High date	359.39 EUR (2024/04/02)
52 Weeks Low date	276.07 EUR (2023/04/24)

Composition

Name  ISIN	Price	Diff %  Diff +/-	Performance 	Date Time	Turnover Pc.  Turnover Money 
CA IMMOBILIEN ANLAGEN AG AT0000641352	30.82	0.33% 0.10		24/04/19 17:35:02	249,107 7,679,629.28
IMMOFINANZ AG AT0000A21KS2	23.70	1.28% 0.30		24/04/19 17:35:03	260,873 6,152,471.10
S IMMO AG AT0000652250	17.60	0.86% 0.15		24/04/19 17:35:17	5,210 90,128.25
UBM DEVELOPMENT AG AT0000815402	19.50	-1.52% -0.30		24/04/19 17:35:01	3,468 68,207.10
WARIMPEX FINANZ UND BETEI... AT0000827209	0.76	0.26% 0.00		24/04/19 15:51:19	3,000 2,279.60