

# AUSTRIA ATX REAL ESTATE

ISIN: **AT0000803226** WKN: -

## Overview

2024/04/19 15:57:46

Price

**351.62** EUR

Difference ▼ **-0.02%** (-0.06)

### General attributes

ISIN	AT0000803226
Symbol	IAX
Country	Austria
Instruments in index	5
Type of index	Price Index
Security type	Index

### Market data

Open	351.08 EUR
High	353.19 EUR
Low	350.76 EUR
Close (prev. day)	351.68 EUR
Trading volume (m)	-
Volume (pcs)	-

### Top 5

Name	Price	+ - (%)	Trend
IMMOFINANZ...	23.70	+1.28	<span style="color: green;">▲</span>
CA IMMOBIL...	30.96	+0.78	<span style="color: red;">▼</span>
WARIMPEX F...	0.76	+0.26	<span style="color: red;">▼</span>

Intraday 1w 1m 6m 1y 3y

### Flop 5

Name	Price	+ - (%)	Trend
UBM DEVELO...	19.55	-1.26	<span style="color: red;">▼</span>
S IMMO AG	17.25	-1.15	<span style="color: red;">▼</span>

Intraday 1w 1m 6m 1y 3y

### Futures and Options

Related Futures	-
Related Options	-

5y



Information about previous performance does not guarantee future performance.  
Source: FactSet

### Recent research

on market

Date	Headline	Download
2024/04/19	Equity Weekly	<a href="#">Download</a>
2024/04/19	Week Ahead	<a href="#">Download</a>
2024/04/19	Wochenausblick	<a href="#">Download</a>
2024/04/17	Credit Markets Weekly	<a href="#">Download</a>
2024/04/17	Credit Markets Weekly (DE)	<a href="#">Download</a>

## Details

2024/04/19 15:57:46

Price

**351.62** EUR

Difference



-0.02% (-0.06)

### General attributes

ISIN AT0000803226

Symbol IAX

Country Austria

Security type Index

Instruments in index 5

### Market data

Open 351.08 EUR

High 353.19 EUR

Low 350.76 EUR

Close (prev. day) 351.68 EUR

Trading volume (m) -

Volume (pcs) -

### Performance and Risk











	6m	1y	3y
Perf (%)	+15.03%	+25.14%	-6.68%
Perf (abs.)	+45.94	+70.65	-25.18
Beta	-	-	-
Volatility	12.00	12.65	15.18



### Price data

Ø price 5 days   Ø volume 5 days (pcs.)	349.72 EUR (0)
Ø price 30 days   Ø volume 30 days (pcs.)	345.77 EUR (0)
Ø price 100 days   Ø volume 100 days (pcs.)	333.39 EUR (0)
Ø price 250 days   Ø volume 250 days (pcs.)	312.21 EUR (0)
YTD High   date	359.39 EUR (2024/04/02)
YTD Low   date	320.17 EUR (2024/01/02)
52 Weeks High   date	359.39 EUR (2024/04/02)
52 Weeks Low   date	276.07 EUR (2023/04/24)

## Composition

Name  ISIN	Price	Diff %  Diff +/-	Performance 	Date Time	Turnover Pc.  Turnover Money 
CA IMMOBILIEN ANLAGEN AG AT0000641352	30.96	0.78% 0.24		24/04/19 15:57:46	120,187 3,706,123.50
IMMOFINANZ AG AT0000A21KS2	23.70	1.28% 0.30		24/04/19 15:30:38	203,626 4,797,327.40
S IMMO AG AT0000652250	17.25	-1.15% -0.20		24/04/19 15:56:05	3,176 55,125.20
UBM DEVELOPMENT AG AT0000815402	19.55	-1.26% -0.25		24/04/19 15:28:35	2,911 57,345.60
WARIMPEX FINANZ UND BETEI... AT0000827209	0.76	0.26% 0.00		24/04/19 15:51:19	3,000 2,279.60