

# AUSTRIA ATX REAL ESTATE

ISIN: **AT0000803226** WKN: -

## Overview

2022/08/08 17:50:01

Price

**355.19** EUR

Difference ▲ 0.02% (0.07)

### General attributes

ISIN	AT0000803226
Symbol	IAX
Country	Austria
Instruments in index	5
Type of index	Price Index
Security type	Index

### Market data

Open	354.55 EUR
High	356.30 EUR
Low	354.15 EUR
Close (prev. day)	355.12 EUR
Trading volume (m)	-
Volume (pcs)	-

### Top 5

Name	Price	+ - (%)	Trend
CA IMMOBIL...	31.45	+0.32	➔
UBM DEVELO...	33.00	+0.30	➔

Intraday 1w 1m 6m 1y 3y

### Flop 5

Name	Price	+ - (%)	Trend
WARIMPEX F...	0.82	-2.61	➔

Intraday 1w 1m 6m 1y 3y

### Futures and Options

Related Futures	-
Related Options	-

5y



Information about previous performance does not guarantee future performance.  
Source: FactSet

### Recent research

on market

Date	Headline	Download
2022/08/08	Global Equity Ratings	⬇
2022/08/08	Aktienempfehlungen Global	⬇
2022/08/08	Aktienempfehlungen Österreich	⬇
2022/08/08	Marktkommentar	⬇
2022/08/05	Equity Weekly	⬇

## Details

2022/08/08 17:50:01

Price

**355.19** EUR

Difference



0.02% (0.07)

### General attributes

ISIN AT0000803226

Symbol IAX

Country Austria

Security type Index

Instruments in index 5

### Market data

Open 354.55 EUR

High 356.30 EUR

Low 354.15 EUR

Close (prev. day) 355.12 EUR

Trading volume (m) -

Volume (pcs) -

### Performance and Risk

	6m	1y	3y
Perf (%)	-13.01%	-10.58%	-6.72%
Perf (abs.)	-53.13	-42.03	-25.58
Beta	-	-	-
Volatility	17.33	15.46	24.37








Information about previous performance does not guarantee future performance.

Source: FactSet

### Price data

Ø price 5 days   Ø volume 5 days (pcs.)	355.19 EUR (0)
Ø price 30 days   Ø volume 30 days (pcs.)	352.34 EUR (0)
Ø price 100 days   Ø volume 100 days (pcs.)	376.24 EUR (0)
Ø price 250 days   Ø volume 250 days (pcs.)	390.21 EUR (0)
YTD High   date	413.87 EUR (2022/02/09)
YTD Low   date	345.19 EUR (2022/06/17)
52 Weeks High   date	414.37 EUR (2021/12/07)
52 Weeks Low   date	345.19 EUR (2022/06/17)

## Composition

Name  ISIN	Price	Diff %  Diff +/-	Performance 	Date Time	Turnover Pc.  Turnover Money 
CA IMMOBILIEN ANLAGEN AG AT0000641352	31.45	0.32% 0.10		22/08/08 17:35:02	49,928 1,569,057.95
IMMOFINANZ AG AT0000A21KS2	15.04	0.00% 0.00		22/08/08 17:35:21	54,410 818,524.03
S IMMO AG AT0000652250	22.80	0.00% 0.00		22/08/08 17:35:09	121,544 2,768,947.35
UBM DEVELOPMENT AG AT0000815402	33.00	0.30% 0.10		22/08/08 17:35:08	2,043 67,631.00
WARIMPEX FINANZ UND BETEI... AT0000827209	0.82	-2.61% -0.02		22/08/08 14:35:39	54 44.28