

AUSTRIA ATX REAL ESTATE

ISIN: **AT0000803226** WKN: -

Overview

2022/08/12 17:50:01

Price

362.57 EURDifference  0.66% (2.39)

General attributes

ISIN	AT0000803226
Symbol	IAX
Country	Austria
Instruments in index	5
Type of index	Price Index
Security type	Index

Market data

Open	359.98 EUR
High	364.39 EUR
Low	359.98 EUR
Close (prev. day)	360.18 EUR
Trading volume (m)	-
Volume (pcs)	-

Top 5

Name 	Price	+ - (%) 	Trend 
IMMOFINANZ...	15.69	+1.82 	
CA IMMOBIL...	32.10	+0.94 	
UBM DEVELO...	34.10	+0.29 	

Intraday 1w 1m 6m 1y 3y

Flop 5

Name 	Price	+ - (%) 	Trend 
WARIMPEX F...	0.838	-0.48 	
S IMMO AG	22.55	-0.22 	

Intraday 1w 1m 6m 1y 3y

Futures and Options

Related Futures	-
Related Options	-

5y



Information about previous performance does not guarantee future performance.

Source: FactSet

Recent research

on market

Date	Headline	Download
2022/08/12	 Equity Weekly	
2022/08/12	 Week Ahead	
2022/08/12	 Wochenausblick	
2022/08/08	 Global Equity Ratings	
2022/08/08	 Aktienempfehlungen Global	

Details

2022/08/12 17:50:01

Price

362.57 EURDifference  0.66% (2.39)

General attributes

ISIN AT0000803226

Symbol IAX

Country Austria

Security type Index

Instruments in index 5

Market data

Open 359.98 EUR

High 364.39 EUR

Low 359.98 EUR

Close (prev. day) 360.18 EUR

Trading volume (m) -

Volume (pcs) -

Performance and Risk

	6m	1y	3y
Perf (%)	-11.76%	-9.36%	-4.67%
Perf (abs.)	-48.31	-37.45	-17.77
Beta	-	-	-
Volatility	17.35	15.52	24.35













Information about previous performance does not guarantee future performance.

Source: FactSet

Price data

Ø price 5 days Ø volume 5 days (pcs.)	357.74 EUR (0)
Ø price 30 days Ø volume 30 days (pcs.)	353.19 EUR (0)
Ø price 100 days Ø volume 100 days (pcs.)	374.72 EUR (0)
Ø price 250 days Ø volume 250 days (pcs.)	389.60 EUR (0)
YTD High date	413.87 EUR (2022/02/09)
YTD Low date	345.19 EUR (2022/06/17)
52 Weeks High date	414.37 EUR (2021/12/07)
52 Weeks Low date	345.19 EUR (2022/06/17)

Composition

Name  ISIN	Price	Diff %  Diff +/-	Performance 	Date Time	Turnover Pc.  Turnover Money 
CA IMMOBILIEN ANLAGEN AG AT0000641352	32.10	0.94% 0.30		22/08/12 17:35:08	48,515 1,556,188.20
IMMOFINANZ AG AT0000A21KS2	15.69	1.82% 0.28		22/08/12 17:35:06	70,499 1,102,268.33
S IMMO AG AT0000652250	22.55	-0.22% -0.05		22/08/12 17:35:34	62,835 1,420,302.25
UBM DEVELOPMENT AG AT0000815402	34.10	0.29% 0.10		22/08/12 17:35:01	537 18,589.40
WARIMPEX FINANZ UND BETEI... AT0000827209	0.838	-0.48% -0.00		22/08/12 17:25:57	4,381 3,609.64