

# CONDUIT PHARMACEUTICALS INC COM USD0.0001 CL A

ISIN: **US20678X1063** WKN: **20678X106**

## Overview

2024/09/13 22:26:59

**Price**  
0.121 EUR

**Difference**  -3.97% (-0.01)

### General attributes

ISIN	US20678X1063
Symbol	CDT
Exchange	Tradegate
Currency	EUR
Sector	-
Security type	Stock
Market cap (m)	12 EUR
Benchmark	S&P 500

### Market data

Bid (Bid size)	0.117 EUR (12,875)
Ask (Ask size)	0.124 EUR (12,009)
Open	0.13 EUR
High	0.13 EUR
Low	0.116 EUR
Close (prev. day)	0.126 EUR
VWAP	0.11991 EUR
Volume (pcs)	13,545
Trading volume	1,624.18
Number of trades	3
Last size	5,565

### Futures and Options




Related Futures	-
Related Options	-

5y



Information about previous performance does not guarantee future performance.  
Source: FactSet

### Recent research

on market		
Date	Headline	Download
2024/09/11	 Global Equity Ratings	
2024/09/11	 Aktienempfehlungen Global	
2024/09/09	 Marktkommentar	
2024/09/05	 Global Equity Ratings	
2024/09/05	 Aktienempfehlungen Global	

# Details

2024/09/13 22:26:59

**Price**

0.121 EUR

**Difference** ▼ -3.97% (-0.01)

**General attributes**

ISIN	US20678X1063
Symbol	CDT
Exchange	Tradegate
Currency	EUR
Sector	-
Security type	Stock
Market cap (m)	12 EUR
Benchmark	S&P 500

**Market data**

Bid (Bid size)	0.117 EUR (12,875)
Ask (Ask size)	0.124 EUR (12,009)
Open	0.13 EUR
High	0.13 EUR
Low	0.116 EUR
Close (prev. day)	0.126 EUR
VWAP	0.11991 EUR
Volume (pcs)	13,545
Trading volume	1,624.18
Number of trades	3
Last size	5,565

**Performance and Risk**

	6m	1y	3y
Perf (%)	-	-	-
Perf (abs.)	-	-	-
Beta	-	-	-
Volatility	-	-	-

5y



Information about previous performance does not guarantee future performance. Source: FactSet

**Price data**

Ø price 5 days   Ø volume 5 days (pcs.)	0.122 EUR (15,787)
Ø price 30 days   Ø volume 30 days (pcs.)	0.137 EUR (76,713)
Ø price 100 days   Ø volume 100 days (pcs.)	- EUR (-)
Ø price 250 days   Ø volume 250 days (pcs.)	- EUR (-)
YTD High   date	- EUR (-)
YTD Low   date	- EUR (-)
52 Weeks High   date	- EUR (-)
52 Weeks Low   date	- EUR (-)

**All listings for CONDUIT PHARMACEUTICALS INC COM USD0.0001 CL A**

Exchange	Date	Time	Price	Trading volume (mio.)	Number of trades
Tradegate	2024/09/13	22:26	0.121 EUR	0.00	3
Nasdaq	2024/09/13	22:00	0.1342 USD	0.39	2,516
Frankfurt	2024/09/13	08:20	0.115 EUR	0.00	2
Berlin	2024/09/13	20:08	0.124 EUR	0.00	12

## Company profile

### Company Logo

### Company Profile

#### Contact Details

MURPHY CANYON ACQUISITION CORP.

--

----

Telefon: -

Fax: -

E-mail: -