


ING GROEP N.V. FUTURE (INNI) - EUX/202508

2024/07/26 18:35:27

Price
16.5041 EUR

Difference  0.47% (0.08)

General attributes

Symbol	INNIQ25
Exchange	Eurex
Currency	EUR
Security type	Future
Underlying	ING GROEP N.V.
Maturity	08-2025
Contract size	100

Market data

Bid (Bid size)	- EUR (-)
Ask (Ask size)	- EUR (-)
Open	16.5041 EUR
High	16.5041 EUR
Low	16.5041 EUR
Close (prev. day)	16.4266 EUR
Underlying	ING GROEP N.V.
Underlying price (date)	17.018 (24/07/26)
Settlement price (date)	16.50 (24/07/26)
Open Interest	0

Performance and Risk

	6m	1y	3y
Perf (%)	-	-	-
Perf (abs.)	-	-	-
Beta	-	-	-
Volatility	-	-	-

Futures and Options

Related Futures	-
Related Options	-











Information about previous performance does not guarantee future performance.
Source: FactSet

Price data

Ø price 5 days Ø volume 5 days (pcs.)	- EUR (-)
Ø price 30 days Ø volume 30 days (pcs.)	- EUR (-)
Ø price 100 days Ø volume 100 days (pcs.)	- EUR (-)
Ø price 250 days Ø volume 250 days (pcs.)	- EUR (-)
YTD High date	- EUR (-)
YTD Low date	- EUR (-)
52 Weeks High date	- EUR (-)
52 Weeks Low date	- EUR (-)

Recent Research

on sector		on market		
Date		Headline		Download
2024/07/24		Global Equity Ratings		
2024/07/24		Aktienempfehlungen Global		
2024/07/19		Equity Weekly		
2024/07/15		Aktienempfehlungen Global		
2024/07/12		Global Equity Ratings		