

BEST BUY CO. INC. FUTURE (BBYF) - EUX/202508

2024/08/16 19:01:11

Price
84.9646 USD
 Difference  0.55% (0.47)

General attributes

Symbol BBYFQ25
 Exchange Eurex
 Currency USD
 Security type Future
 Underlying BEST BUY CORP INC.
 Maturity 08-2025
 Contract size 100

Market data

Bid (Bid size) - USD (-)
 Ask (Ask size) - USD (-)
 Open 84.9646 USD
 High 84.9646 USD
 Low 84.9646 USD
 Close (prev. day) 84.4969 USD
 Underlying BEST BUY CORP INC.
 Underlying price (date) 85.24 (24/08/16)
 Settlement price (date) 84.96 (24/08/16)
 Open Interest 0

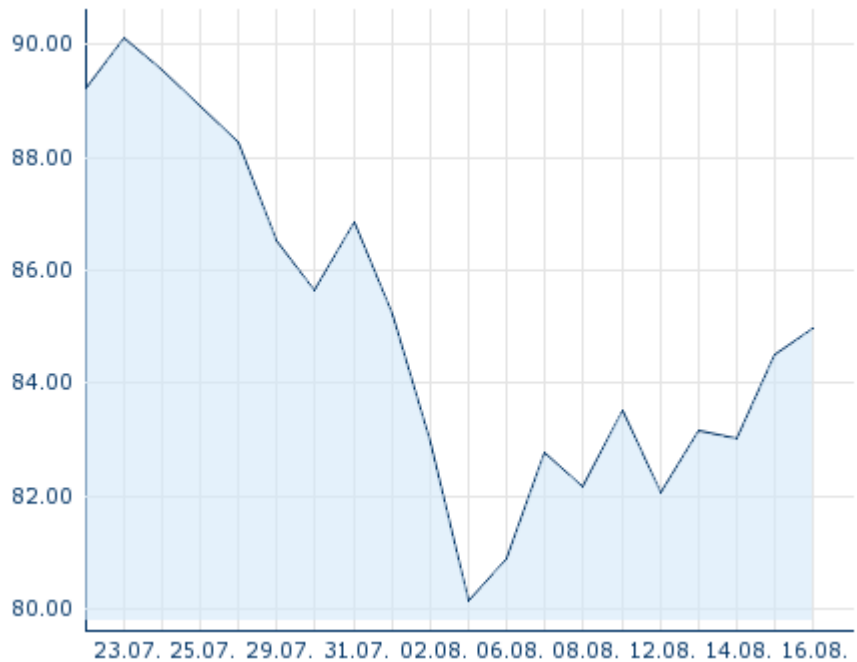
Performance and Risk

	6m	1y	3y
Perf (%)	-	-	-
Perf (abs.)	-	-	-
Beta	-	-	-
Volatility	-	-	-

Futures and Options

Related Futures -
 Related Options -

5y












Information about previous performance does not guarantee future performance.
 Source: FactSet

Price data

Ø price 5 days | Ø volume 5 days (pcs.) 83.5391 USD (0)
 Ø price 30 days | Ø volume 30 days (pcs.) - USD (-)
 Ø price 100 days | Ø volume 100 days (pcs.) - USD (-)
 Ø price 250 days | Ø volume 250 days (pcs.) - USD (-)
 YTD High | date - USD (-)
 YTD Low | date - USD (-)
 52 Weeks High | date - USD (-)
 52 Weeks Low | date - USD (-)

Recent Research

on sector		on market	
Date		Headline	Download
2024/08/12		Global Equity Ratings	
2024/08/12		Aktienempfehlungen Global	
2024/07/24		Global Equity Ratings	
2024/07/24		Aktienempfehlungen Global	
2024/07/15		Aktienempfehlungen Global	