


# SOPRA STERIA GROUP S.A. FUTURE (SOPF) - EUX/202508

2024/07/26 18:35:55

**Price**  
176.4263 EUR

**Difference**  2.90% (4.97)

**General attributes**

Symbol	SOPFQ25
Exchange	Eurex
Currency	EUR
Security type	Future
Underlying	SOPRA STERIA GROUP S.A.
Maturity	08-2025
Contract size	100

**Market data**

Bid (Bid size)	- EUR (-)
Ask (Ask size)	- EUR (-)
Open	176.4263 EUR
High	176.4263 EUR
Low	176.4263 EUR
Close (prev. day)	171.4513 EUR
Underlying	SOPRA STERIA GROUP S.A.
Underlying price (date)	172.80 (24/07/26)
Settlement price (date)	176.43 (24/07/26)
Open Interest	0

**Performance and Risk**

	6m	1y	3y
Perf (%)	-	-	-
Perf (abs.)	-	-	-
Beta	-	-	-
Volatility	-	-	-

**Futures and Options**

Related Futures	-
Related Options	-












Information about previous performance does not guarantee future performance.  
Source: FactSet

**Price data**

Ø price 5 days   Ø volume 5 days (pcs.)	- EUR (-)
Ø price 30 days   Ø volume 30 days (pcs.)	- EUR (-)
Ø price 100 days   Ø volume 100 days (pcs.)	- EUR (-)
Ø price 250 days   Ø volume 250 days (pcs.)	- EUR (-)
YTD High   date	- EUR (-)
YTD Low   date	- EUR (-)
52 Weeks High   date	- EUR (-)
52 Weeks Low   date	- EUR (-)

**Recent Research**

on sector		on market	
Date		Headline	Download
2024/07/26		Equity Weekly	
2024/07/24		Global Equity Ratings	
2024/07/24		Aktienempfehlungen Global	
2024/07/15		Aktienempfehlungen Global	
2024/07/12		Global Equity Ratings	