

ABN AMRO GROUP N.V. FUTURE (ABNF) - EUX/202508

2024/07/26 18:34:47

Price
15.909 EUR
 Difference  0.15% (0.02)

General attributes

Symbol ABNFQ25
Exchange Eurex
Currency EUR
Security type Future
Underlying ABN AMRO BANK N.V. DR EACH REP SHS
Maturity 08-2025
Contract size 100

Market data

Bid (Bid size) - EUR (-)
Ask (Ask size) - EUR (-)
Open 15.909 EUR
High 15.909 EUR
Low 15.909 EUR
Close (prev. day) 15.8845 EUR
Underlying ABN AMRO BANK N.V. DR EACH REP SHS
Underlying price (date) 16.425 (24/07/26)
Settlement price (date) 15.91 (24/07/26)
Open Interest 0

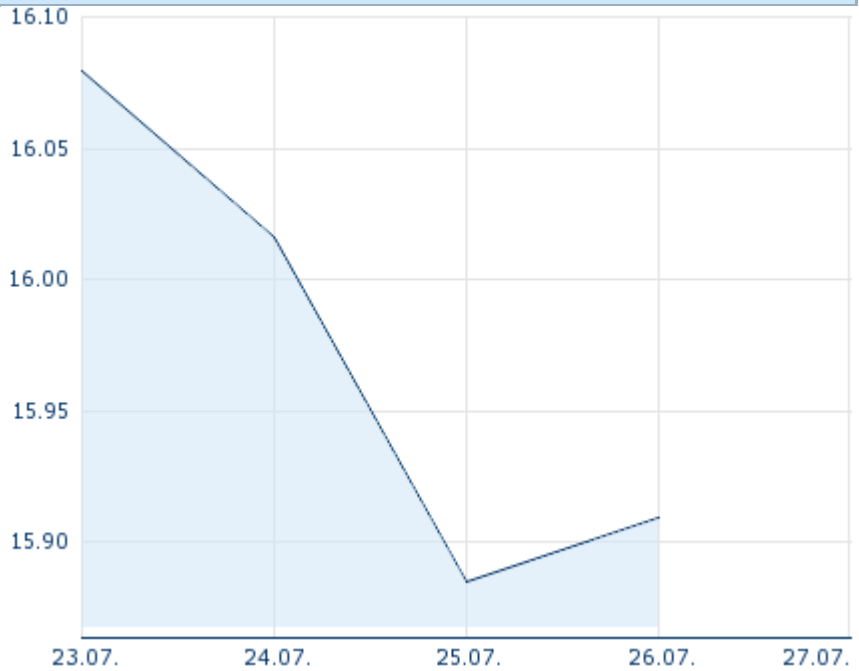
Performance and Risk

	6m	1y	3y
Perf (%)	-	-	-
Perf (abs.)	-	-	-
Beta	-	-	-
Volatility	-	-	-

Futures and Options

Related Futures -
Related Options -

5y












Information about previous performance does not guarantee future performance.
 Source: FactSet

Price data

Ø price 5 days | Ø volume 5 days (pcs.) - EUR (-)
Ø price 30 days | Ø volume 30 days (pcs.) - EUR (-)
Ø price 100 days | Ø volume 100 days (pcs.) - EUR (-)
Ø price 250 days | Ø volume 250 days (pcs.) - EUR (-)
YTD High | date - EUR (-)
YTD Low | date - EUR (-)
52 Weeks High | date - EUR (-)
52 Weeks Low | date - EUR (-)

Recent Research

on sector		on market	
Date		Headline	Download
2024/07/24		Global Equity Ratings	
2024/07/24		Aktienempfehlungen Global	
2024/07/19		Equity Weekly	
2024/07/15		Aktienempfehlungen Global	
2024/07/12		Global Equity Ratings	