


AMADEUS IT GROUP S.A. FUTURE (AI3F) - EUX/202508

2024/09/02 18:39:40

Price
61.6605 EUR

Difference  -0.42% (-0.26)

General attributes

| | |
|---------------|---------------------|
| Symbol | AI3FQ25 |
| Exchange | Eurex |
| Currency | EUR |
| Security type | Future |
| Underlying | AMADEUS IT GROUP SA |
| Maturity | 08-2025 |
| Contract size | 100 |

Market data

| | |
|-------------------------|---------------------|
| Bid (Bid size) | - EUR (-) |
| Ask (Ask size) | - EUR (-) |
| Open | 61.6605 EUR |
| High | 61.6605 EUR |
| Low | 61.6605 EUR |
| Close (prev. day) | 61.9216 EUR |
| Underlying | AMADEUS IT GROUP SA |
| Underlying price (date) | 60.70 (24/09/02) |
| Settlement price (date) | 61.66 (24/09/02) |
| Open Interest | 0 |

Performance and Risk

| | 6m | 1y | 3y |
|-------------|----|----|----|
| Perf (%) | - | - | - |
| Perf (abs.) | - | - | - |
| Beta | - | - | - |
| Volatility | - | - | - |

Futures and Options

| | |
|-----------------|---|
| Related Futures | - |
| Related Options | - |













Information about previous performance does not guarantee future performance.
 Source: FactSet

Price data

| | |
|---|-----------------|
| Ø price 5 days Ø volume 5 days (pcs.) | 61.6488 EUR (0) |
| Ø price 30 days Ø volume 30 days (pcs.) | - EUR (-) |
| Ø price 100 days Ø volume 100 days (pcs.) | - EUR (-) |
| Ø price 250 days Ø volume 250 days (pcs.) | - EUR (-) |
| YTD High date | - EUR (-) |
| YTD Low date | - EUR (-) |
| 52 Weeks High date | - EUR (-) |
| 52 Weeks Low date | - EUR (-) |

Recent Research

| on underlying on sector on market | | | |
|---------------------------------------|---|---------------------------|---|
| Date | | Headline | Download |
| 2023/10/27 |  | Global Equity Ratings |  |
| 2023/10/27 |  | Aktienempfehlungen Global |  |
| 2023/09/29 |  | Global Equity Ratings |  |
| 2023/09/29 |  | Aktienempfehlungen Global |  |
| 2023/09/08 |  | Global Equity Ratings |  |