

FIELMANN AG FUTURE (FIEG) - EUX/202508

2024/09/13 18:35:09

Price
47.3267 EUR
 Difference  0.76% (0.36)

General attributes

Symbol	FIEGQ25
Exchange	Eurex
Currency	EUR
Security type	Future
Underlying	FIELMANN GROUP AG
Maturity	08-2025
Contract size	100

Market data

Bid (Bid size)	- EUR (-)
Ask (Ask size)	- EUR (-)
Open	47.3267 EUR
High	47.3267 EUR
Low	47.3267 EUR
Close (prev. day)	46.9692 EUR
Underlying	FIELMANN GROUP AG
Underlying price (date)	47.05 (24/09/13)
Settlement price (date)	47.33 (24/09/13)
Open Interest	0

Performance and Risk

	6m	1y	3y
Perf (%)	-	-	-
Perf (abs.)	-	-	-
Beta	-	-	-
Volatility	-	-	-

Futures and Options

Related Futures	-
Related Options	-

5y












Information about previous performance does not guarantee future performance.
 Source: FactSet

Price data

Ø price 5 days Ø volume 5 days (pcs.)	46.2196 EUR (0)
Ø price 30 days Ø volume 30 days (pcs.)	42.6279 EUR (0)
Ø price 100 days Ø volume 100 days (pcs.)	- EUR (-)
Ø price 250 days Ø volume 250 days (pcs.)	- EUR (-)
YTD High date	- EUR (-)
YTD Low date	- EUR (-)
52 Weeks High date	- EUR (-)
52 Weeks Low date	- EUR (-)

Recent Research

on sector		on market	
Date		Headline	Download
2024/09/11		Global Equity Ratings	
2024/09/11		Aktienempfehlungen Global	
2024/09/05		Global Equity Ratings	
2024/09/05		Aktienempfehlungen Global	
2024/08/12		Global Equity Ratings	