

NEXTERA ENERGY INC. FUTURE (FPLF) - EUX/202508

2024/10/18 19:07:11

Price
85.5035 USD

Difference  **-0.44% (-0.38)**

General attributes

Symbol	FPLFQ25
Exchange	Eurex
Currency	USD
Security type	Future
Underlying	NEXTERA ENERGY INC.
Maturity	08-2025
Contract size	100

Market data

Bid (Bid size)	- USD (-)
Ask (Ask size)	- USD (-)
Open	85.5035 USD
High	85.5035 USD
Low	85.5035 USD
Close (prev. day)	85.883 USD
Underlying	NEXTERA ENERGY INC.
Underlying price (date)	84.38 (24/10/18)
Settlement price (date)	85.50 (24/10/18)
Open Interest	0

Performance and Risk

	6m	1y	3y
Perf (%)	-	-	-
Perf (abs.)	-	-	-
Beta	-	-	-
Volatility	-	-	-

Futures and Options

Related Futures	-
Related Options	-












Information about previous performance does not guarantee future performance.
Source: FactSet

Price data

Ø price 5 days Ø volume 5 days (pcs.)	85.3082 USD (0)
Ø price 30 days Ø volume 30 days (pcs.)	85.0741 USD (0)
Ø price 100 days Ø volume 100 days (pcs.)	- USD (-)
Ø price 250 days Ø volume 250 days (pcs.)	- USD (-)
YTD High date	- USD (-)
YTD Low date	- USD (-)
52 Weeks High date	- USD (-)
52 Weeks Low date	- USD (-)

Recent Research

on underlying	on sector	on market	
Date		Headline	Download
2024/09/27		Global Equity Ratings	
2024/09/27		Aktienempfehlungen Global	
2024/09/11		Global Equity Ratings	
2024/09/11		Aktienempfehlungen Global	
2024/09/05		Global Equity Ratings	