

AMGEN INC. FUTURE (AMGF) - EUX/202508

2024/09/17 18:45:41

Price
337.663 USD

Difference  **-0.20% (-0.68)**

General attributes

Symbol	AMGFQ25
Exchange	Eurex
Currency	USD
Security type	Future
Underlying	AMGEN INC.
Maturity	08-2025
Contract size	100

Market data

Bid (Bid size)	- USD (-)
Ask (Ask size)	- USD (-)
Open	337.663 USD
High	337.663 USD
Low	337.663 USD
Close (prev. day)	338.3416 USD
Underlying	AMGEN INC.
Underlying price (date)	332.80 (24/09/17)
Settlement price (date)	337.66 (24/09/17)
Open Interest	0

Performance and Risk

	6m	1y	3y
Perf (%)	-	-	-
Perf (abs.)	-	-	-
Beta	-	-	-
Volatility	-	-	-

Futures and Options

Related Futures	-
Related Options	-












Information about previous performance does not guarantee future performance.
Source: FactSet

Price data

Ø price 5 days Ø volume 5 days (pcs.)	334.526 USD (0)
Ø price 30 days Ø volume 30 days (pcs.)	330.574 USD (0)
Ø price 100 days Ø volume 100 days (pcs.)	- USD (-)
Ø price 250 days Ø volume 250 days (pcs.)	- USD (-)
YTD High date	- USD (-)
YTD Low date	- USD (-)
52 Weeks High date	- USD (-)
52 Weeks Low date	- USD (-)

Recent Research

Date	on underlying	on sector	on market	Headline	Download
2024/09/11				Global Equity Ratings	
2024/09/11				Aktienempfehlungen Global	
2024/09/05				Global Equity Ratings	
2024/09/05				Aktienempfehlungen Global	
2024/08/12				Global Equity Ratings	