

EDP - ENERGIAS DE PORTUGAL SA FUTURE (EDPF) - EUX/202508

2024/09/13 18:35:06

Price
4.0669 EUR
 Difference  0.92% (0.04)

General attributes

Symbol EDPFQ25
 Exchange Eurex
 Currency EUR
 Security type Future
 Underlying EDP-ENERGIAS DE PORTUGAL SA
 Maturity 08-2025
 Contract size 100

Market data

Bid (Bid size) - EUR (-)
 Ask (Ask size) - EUR (-)
 Open 4.0669 EUR
 High 4.0669 EUR
 Low 4.0669 EUR
 Close (prev. day) 4.03 EUR
 Underlying EDP-ENERGIAS DE PORTUGAL SA
 Underlying price (date) 4.129 (24/09/13)
 Settlement price (date) 4.07 (24/09/13)
 Open Interest 0

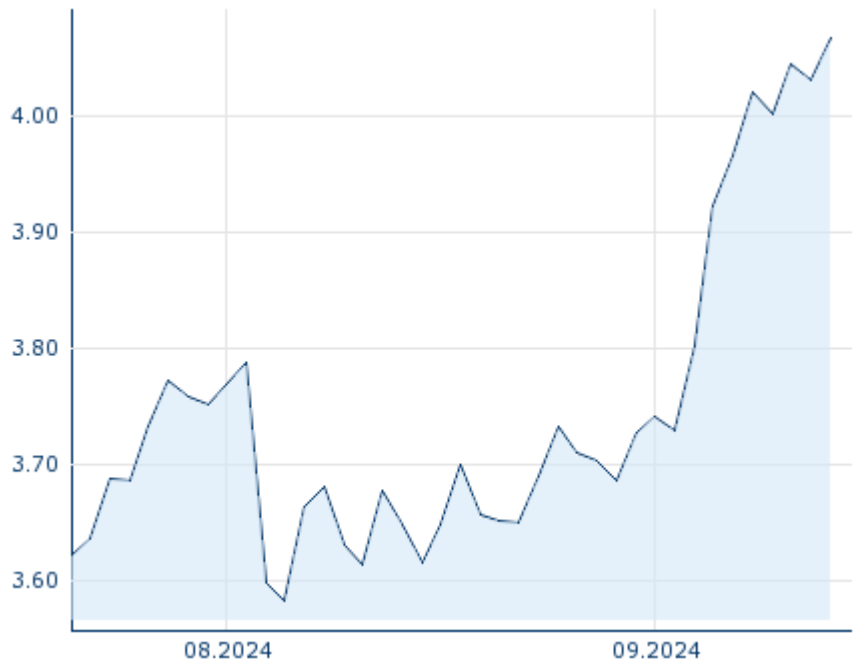
Performance and Risk

	6m	1y	3y
Perf (%)	-	-	-
Perf (abs.)	-	-	-
Beta	-	-	-
Volatility	-	-	-

Futures and Options

Related Futures -
 Related Options -

5y












Information about previous performance does not guarantee future performance.
 Source: FactSet

Price data

Ø price 5 days Ø volume 5 days (pcs.)	4.0326 EUR (0)
Ø price 30 days Ø volume 30 days (pcs.)	3.7537 EUR (0)
Ø price 100 days Ø volume 100 days (pcs.)	- EUR (-)
Ø price 250 days Ø volume 250 days (pcs.)	- EUR (-)
YTD High date	- EUR (-)
YTD Low date	- EUR (-)
52 Weeks High date	- EUR (-)
52 Weeks Low date	- EUR (-)

Recent Research

on underlying on sector on market			
Date		Headline	Download
2022/12/19		Global Equity Ratings	
2022/12/19		Aktienempfehlungen Global	
2022/11/28		Global Equity Ratings	
2022/11/28		Aktienempfehlungen Global	
2022/11/18		Global Equity Ratings	