

ADIDAS AG FUTURE (ADSG) - EUX/202508

2024/09/13 18:34:53

Price
224.0584 EUR

Difference  -0.01% (-0.02)

General attributes

Symbol	ADSGQ25
Exchange	Eurex
Currency	EUR
Security type	Future
Underlying	ADIDAS AG
Maturity	08-2025
Contract size	100

Market data

Bid (Bid size)	- EUR (-)
Ask (Ask size)	- EUR (-)
Open	224.0584 EUR
High	224.0584 EUR
Low	224.0584 EUR
Close (prev. day)	224.0746 EUR
Underlying	ADIDAS AG
Underlying price (date)	218.50 (24/09/13)
Settlement price (date)	224.06 (24/09/13)
Open Interest	0

Performance and Risk

	6m	1y	3y
Perf (%)	-	-	-
Perf (abs.)	-	-	-
Beta	-	-	-
Volatility	-	-	-

Futures and Options

Related Futures	-
Related Options	-












Information about previous performance does not guarantee future performance.
Source: FactSet

Price data

Ø price 5 days Ø volume 5 days (pcs.)	220.5239 EUR (0)
Ø price 30 days Ø volume 30 days (pcs.)	225.0524 EUR (0)
Ø price 100 days Ø volume 100 days (pcs.)	- EUR (-)
Ø price 250 days Ø volume 250 days (pcs.)	- EUR (-)
YTD High date	- EUR (-)
YTD Low date	- EUR (-)
52 Weeks High date	- EUR (-)
52 Weeks Low date	- EUR (-)

Recent Research

on underlying	on sector	on market	
Date		Headline	Download
2024/09/11		Global Equity Ratings	
2024/09/11		Aktienempfehlungen Global	
2024/09/05		Global Equity Ratings	
2024/09/05		Aktienempfehlungen Global	
2024/08/12		Global Equity Ratings	