

ASTON BAY HOLDINGS LTD

ISIN: CA04624P1027 WKN: -

Overview

2024/07/26 21:56:43

Price

0.105 CAD

Difference  -4.55% (-0.01)

General attributes

ISIN	CA04624P1027
Symbol	BAY
Exchange	TSX Venture Exchange
Currency	CAD
Sector	Other
Security type	Stock
Market cap (m)	17 EUR
Benchmark	S&P/TSX 60 INDEX

Market data

Bid (Bid size)	0.105 CAD (145,000)
Ask (Ask size)	0.11 CAD (105,500)
Open	0.11 CAD
High	0.11 CAD
Low	0.105 CAD
Close (prev. day)	0.11 CAD
VWAP	0.107222 CAD
Volume (pcs)	27,000
Trading volume	2,895.00
Number of trades	4
Last size	10,000

Futures and Options










Related Futures	-
Related Options	-

5y



Information about previous performance does not guarantee future performance.
Source: FactSet

Recent research

on sector	Date	Headline	Download
	2024/07/26	 Equity Weekly	
	2024/07/24	 Global Equity Ratings	
	2024/07/24	 Aktienempfehlungen Global	
	2024/07/15	 Aktienempfehlungen Global	
	2024/07/12	 Global Equity Ratings	

Details

2024/07/26 21:56:43

Price

0.105 CAD

Difference  -4.55% (-0.01)

General attributes

ISIN	CA04624P1027
Symbol	BAY
Exchange	TSX Venture Exchange
Currency	CAD
Sector	Other
Security type	Stock
Market cap (m)	17 EUR
Benchmark	S&P/TSX 60 INDEX

Market data

Bid (Bid size)	0.105 CAD (145,000)
Ask (Ask size)	0.11 CAD (105,500)
Open	0.11 CAD
High	0.11 CAD
Low	0.105 CAD
Close (prev. day)	0.11 CAD
VWAP	0.107222 CAD
Volume (pcs)	27,000
Trading volume	2,895.00
Number of trades	4
Last size	10,000

Performance and Risk

	6m	1y	3y
Perf (%)	-25.00%	+162.50%	+110.00%
Perf (abs.)	-0.04	+0.07	+0.06
Beta	1.00	0.43	-0.07
Volatility	93.50	187.65	169.12

5y




Information about previous performance does not guarantee future performance.

Source: FactSet

Price data

Ø price 5 days Ø volume 5 days (pcs.)	0.108 CAD (125,532)
Ø price 30 days Ø volume 30 days (pcs.)	0.112 CAD (243,314)
Ø price 100 days Ø volume 100 days (pcs.)	0.122 CAD (227,664)
Ø price 250 days Ø volume 250 days (pcs.)	0.116 CAD (725,613)
YTD High date	0.155 CAD (2024/03/11)
YTD Low date	0.060 CAD (2024/01/03)
52 Weeks High date	0.340 CAD (2023/08/16)
52 Weeks Low date	0.035 CAD (2023/07/27)

All listings for ASTON BAY HOLDINGS LTD

Exchange 	Date	Time	Price	Trading volume (mio.)	Number of trades
Tradegate	2024/07/16	22:02	0.076 EUR	0.00	1
TSX Venture Exchange	2024/07/26	21:56	0.105 CAD	0.00	4
Stuttgart	2024/07/26	14:44	0.0625 EUR	0.00	5
Frankfurt	2024/07/26	08:05	0.0585 EUR	0.00	2
FINRA other OTC	2024/07/	18:02	0.0799 USD	0.00	1

Issues	26						
Berlin	2024/07/26	20:48	0.0715	EUR	0.00		21

Company profile

Company Logo

Contact Details

ASTON BAY HOLDINGS LTD

--

Telefon: -

Fax: -

E-mail: -

Company Profile

-