

RÁBA SHARE FUTURES (RAB) - BUD/20241022

2024/07/27 09:52:04

Price
1,344.00 HUF

Difference  0.00% (0.00)

General attributes

Symbol	RAB1024
Exchange	Budapest Stock Exchange
Currency	HUF
Security type	Future
Underlying	RABA JARMUIPARI HOLDING NYRT
Maturity	10-2024
Contract size	1,000

Market data

Bid (Bid size)	- HUF (-)
Ask (Ask size)	- HUF (-)
Open	1,344.00 HUF
High	-
Low	-
Close (prev. day)	1,344.00 HUF
Underlying	RABA JARMUIPARI HOLDING NYRT
Underlying price (date)	1,305.00 (24/07/26)
Settlement price (date)	- (-)
Open Interest	0


Performance and Risk

	6m	1y	3y
Perf (%)	-	-	-
Perf (abs.)	-	-	-
Beta	-	-	-
Volatility	-	-	-

Futures and Options

Related Futures	-
Related Options	-

5y












Information about previous performance does not guarantee future performance.
Source: FactSet

Price data

Ø price 5 days Ø volume 5 days (pcs.)	- HUF (-)
Ø price 30 days Ø volume 30 days (pcs.)	- HUF (-)
Ø price 100 days Ø volume 100 days (pcs.)	- HUF (-)
Ø price 250 days Ø volume 250 days (pcs.)	- HUF (-)
YTD High date	- HUF (-)
YTD Low date	- HUF (-)
52 Weeks High date	- HUF (-)
52 Weeks Low date	- HUF (-)

Recent Research

on sector		on market	
Date		Headline	Download
2024/07/26		Equity Weekly	
2024/07/24		Global Equity Ratings	
2024/07/24		Aktienempfehlungen Global	
2024/07/15		Aktienempfehlungen Global	
2024/07/12		Global Equity Ratings	