


APPENINN HOLDINGS (APP) - BUD/20241022

2024/07/27 09:52:03

Price
607.00 HUF

Difference  **-0.33% (-2.00)**

General attributes

Symbol APP1024
 Exchange Budapest Stock Exchange
 Currency HUF
 Security type Future
 Underlying APPENNIN HLDGS HUF100
 Maturity 10-2024
 Contract size 1,000

Market data

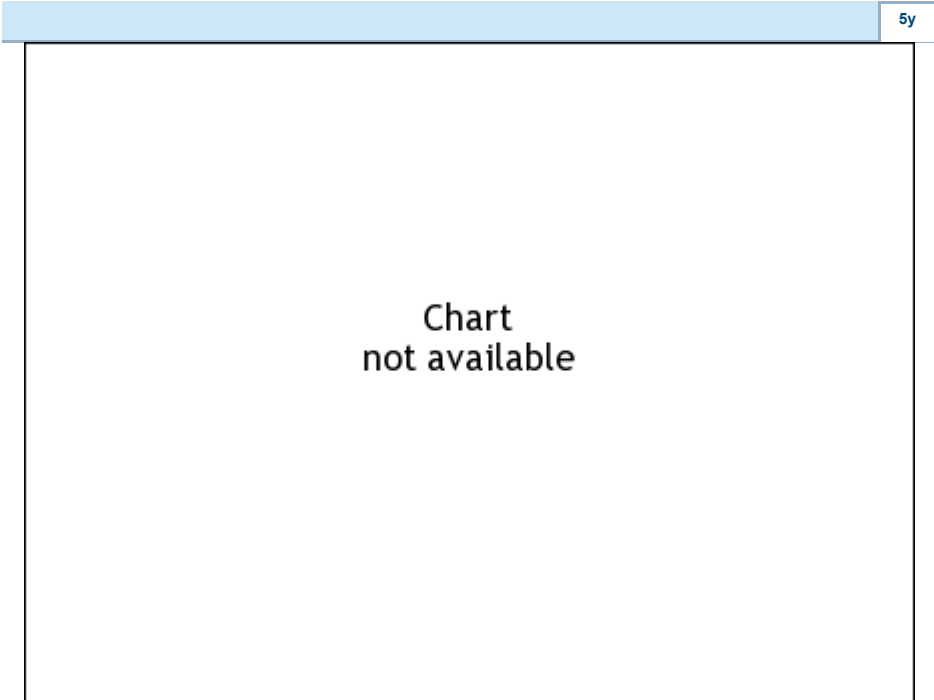
Bid (Bid size) - HUF (-)
 Ask (Ask size) - HUF (-)
 Open 607.00 HUF
 High -
 Low -
 Close (prev. day) 609.00 HUF
 Underlying APPENNIN HLDGS HUF100
 Underlying price (date) 596.00 (24/07/26)
 Settlement price (date) - (-)
 Open Interest 0

Performance and Risk

	6m	1y	3y
Perf (%)	-	-	-
Perf (abs.)	-	-	-
Beta	-	-	-
Volatility	-	-	-

Futures and Options

Related Futures -
 Related Options -












Information about previous performance does not guarantee future performance.
 Source: FactSet

Price data

Ø price 5 days | Ø volume 5 days (pcs.) - HUF (-)
 Ø price 30 days | Ø volume 30 days (pcs.) - HUF (-)
 Ø price 100 days | Ø volume 100 days (pcs.) - HUF (-)
 Ø price 250 days | Ø volume 250 days (pcs.) - HUF (-)
 YTD High | date - HUF (-)
 YTD Low | date - HUF (-)
 52 Weeks High | date - HUF (-)
 52 Weeks Low | date - HUF (-)

Recent Research

on sector		on market	
Date		Headline	Download
2024/07/26		Equity Weekly	
2024/07/24		Global Equity Ratings	
2024/07/24		Aktienempfehlungen Global	
2024/07/15		Aktienempfehlungen Global	
2024/07/12		Global Equity Ratings	