

# (TSOP) - EUX/C9

2024/07/26 18:44:46

Price  
**173.2435** EUR

Difference  2.88% (4.85)

### General attributes

Symbol	TSOPC9
Exchange	Eurex
Currency	EUR
Security type	Future
Underlying	SOPRA STERIA GROUP S.A.
Maturity	06-2026
Contract size	100

### Market data

Bid (Bid size)	- EUR (-)
Ask (Ask size)	- EUR (-)
Open	173.2435 EUR
High	173.2435 EUR
Low	173.2435 EUR
Close (prev. day)	168.394 EUR
Underlying	SOPRA STERIA GROUP S.A.
Underlying price (date)	172.80 (24/07/26)
Settlement price (date)	173.24 (24/07/26)
Open Interest	0

### Performance and Risk

	6m	1y	3y
Perf (%)	-	-	-
Perf (abs.)	-	-	-
Beta	-	-	-
Volatility	-	-	-

### Futures and Options

Related Futures	-
Related Options	-












Information about previous performance does not guarantee future performance.  
Source: FactSet

### Price data

Ø price 5 days   Ø volume 5 days (pcs.)	173.0486 EUR (0)
Ø price 30 days   Ø volume 30 days (pcs.)	- EUR (-)
Ø price 100 days   Ø volume 100 days (pcs.)	- EUR (-)
Ø price 250 days   Ø volume 250 days (pcs.)	- EUR (-)
YTD High   date	- EUR (-)
YTD Low   date	- EUR (-)
52 Weeks High   date	- EUR (-)
52 Weeks Low   date	- EUR (-)

### Recent Research

on sector		on market	
Date		Headline	Download
2024/07/26		Equity Weekly	
2024/07/24		Global Equity Ratings	
2024/07/24		Aktienempfehlungen Global	
2024/07/15		Aktienempfehlungen Global	
2024/07/12		Global Equity Ratings	