

## 1-800-FLOWERS.COM INC.

ISIN: US68243Q1067 WKN: 68243Q106

## Overview

2024/09/16 22:26:28

Price  
7.05 EURDifference  -2.08% (-0.15)

## General attributes

ISIN	US68243Q1067
Symbol	FLWS
Exchange	Tradegate
Currency	EUR
Sector	Commerce
Security type	Stock
Market cap (m)	262 EUR
Benchmark	S&P 500

## Market data

Bid (Bid size)	7.00 EUR (861)
Ask (Ask size)	7.10 EUR (844)
Open	7.20 EUR
High	7.20 EUR
Low	7.20 EUR
Close (prev. day)	7.20 EUR
VWAP	7.20 EUR
Volume (pcs)	9
Trading volume	64.80
Number of trades	2
Last size	4

## Futures and Options











Related Futures	-
Related Options	-

5y



Information about previous performance does not guarantee future performance.  
Source: FactSet

## Recent research

on sector		on market	
Date		Headline	Download
2024/09/11		Global Equity Ratings	
2024/09/11		Aktienempfehlungen Global	
2024/09/05		Global Equity Ratings	
2024/09/05		Aktienempfehlungen Global	
2024/08/12		Global Equity Ratings	

## Details

2024/09/16 22:26:28

### Price

7.05 EUR

 Difference ▼ -2.08% (-0.15)

### General attributes

ISIN	US68243Q1067
Symbol	FLWS
Exchange	Tradegate
Currency	EUR
Sector	Commerce
Security type	Stock
Market cap (m)	262 EUR
Benchmark	S&P 500

### Market data

Bid (Bid size)	7.00 EUR (861)
Ask (Ask size)	7.10 EUR (844)
Open	7.20 EUR
High	7.20 EUR
Low	7.20 EUR
Close (prev. day)	7.20 EUR
VWAP	7.20 EUR
Volume (pcs)	9
Trading volume	64.80
Number of trades	2
Last size	4

### Performance and Risk

	6m	1y	3y
Perf (%)	-25.03%	+6.98%	-73.96%
Perf (abs.)	-2.35	+0.46	-20.02
Beta	-	-	-
Volatility	43.26	42.40	59.83

5y



Information about previous performance does not guarantee future performance.  
Source: FactSet

### Price data

Ø price 5 days   Ø volume 5 days (pcs.)	6.89 EUR (2)
Ø price 30 days   Ø volume 30 days (pcs.)	7.70 EUR (36)
Ø price 100 days   Ø volume 100 days (pcs.)	8.52 EUR (27)
Ø price 250 days   Ø volume 250 days (pcs.)	8.56 EUR (37)
YTD High   date	10.16 EUR (2024/01/22)
YTD Low   date	6.55 EUR (2024/09/06)
52 Weeks High   date	10.32 EUR (2023/12/27)
52 Weeks Low   date	6.01 EUR (2023/09/21)

### All listings for 1-800-FLOWERS. COM INC.

Exchange	Date	Time	Price	Trading volume (mio.)	Number of trades
Tradegate	2024/09/16	22:26	7.05 EUR	0.00	2
Nasdaq	2024/09/16	22:00	7.84 USD	2.52	5,483
Berlin	2024/09/16	08:08	7.10 EUR	0.00	3

## Company profile

### Company Logo



### Company Profile

-

### Contact Details

1 800 FLOWERS COM

--

Suite 500, One Old Country Road - 11514  
Carle Place, NY

Telefon: +1 516 237 6000

Fax: +1 516 237 6060

E-mail: invest@1800flowers.com