

1-800-FLOWERS.COM INC.

ISIN: US68243Q1067 WKN: 68243Q106

Overview

2024/08/16 22:26:28

5y

Price

8.65 EUR

Difference  -0.57% (-0.05)

General attributes

ISIN	US68243Q1067
Symbol	FLWS
Exchange	Tradegate
Currency	EUR
Sector	Commerce
Security type	Stock
Market cap (m)	322 EUR
Benchmark	S&P 500

Market data

Bid (Bid size)	8.60 EUR (699)
Ask (Ask size)	8.65 EUR (690)
Open	8.65 EUR
High	8.65 EUR
Low	8.65 EUR
Close (prev. day)	8.70 EUR
VWAP	8.65 EUR
Volume (pcs)	25
Trading volume	216.25
Number of trades	1
Last size	25











Futures and Options

Related Futures	-
Related Options	-



Information about previous performance does not guarantee future performance.
Source: FactSet

Recent research

on sector		on market	
Date		Headline	Download
2024/08/12		Global Equity Ratings	
2024/08/12		Aktienempfehlungen Global	
2024/07/24		Global Equity Ratings	
2024/07/24		Aktienempfehlungen Global	
2024/07/15		Aktienempfehlungen Global	

Details

2024/08/16 22:26:28

Price

8.65 EUR

 Difference ▼ -0.57% (-0.05)

General attributes

ISIN	US68243Q1067
Symbol	FLWS
Exchange	Tradegate
Currency	EUR
Sector	Commerce
Security type	Stock
Market cap (m)	322 EUR
Benchmark	S&P 500

Market data

Bid (Bid size)	8.60 EUR (699)
Ask (Ask size)	8.65 EUR (690)
Open	8.65 EUR
High	8.65 EUR
Low	8.65 EUR
Close (prev. day)	8.70 EUR
VWAP	8.65 EUR
Volume (pcs)	25
Trading volume	216.25
Number of trades	1
Last size	25

Performance and Risk

	6m	1y	3y
Perf (%)	-3.76%	+22.07%	-67.46%
Perf (abs.)	-0.34	+1.56	-17.93
Beta	1.29	1.58	1.43
Volatility	38.64	43.35	59.44

5y



Information about previous performance does not guarantee future performance.
Source: FactSet

Price data

Ø price 5 days Ø volume 5 days (pcs.)	8.48 EUR (66)
Ø price 30 days Ø volume 30 days (pcs.)	8.83 EUR (37)
Ø price 100 days Ø volume 100 days (pcs.)	8.79 EUR (25)
Ø price 250 days Ø volume 250 days (pcs.)	8.47 EUR (44)
YTD High date	10.16 EUR (2024/01/22)
YTD Low date	8.05 EUR (2024/04/18)
52 Weeks High date	10.32 EUR (2023/12/27)
52 Weeks Low date	5.64 EUR (2023/09/08)

Arbitrage views

Exchange	Date	Time	Price	Trading volume (mio.)	Number of trades
Tradegate	2024/08/16	22:26	8.65 EUR	0.00	1
Nasdaq	2024/08/16	22:00	9.52 USD	1.77	3,615
Berlin	2024/08/16	08:08	8.65 EUR	0.00	3

Company profile

Company Logo



Company Profile

-

Contact Details

1 800 FLOWERS COM

--

Suite 500, One Old Country Road - 11514
Carle Place, NY

Telefon: +1 516 237 6000

Fax: +1 516 237 6060

E-mail: invest@1800flowers.com