

1-800-FLOWERS.COM INC.

ISIN: US68243Q1067 WKN: 68243Q106

Overview

2024/05/03 22:26:28

Price
8.30 EURDifference  -2.92% (-0.25)

General attributes

| | |
|----------------|--------------|
| ISIN | US68243Q1067 |
| Symbol | FLWS |
| Exchange | Tradegate |
| Currency | EUR |
| Sector | Commerce |
| Security type | Stock |
| Market cap (m) | 310 EUR |
| Benchmark | S&P 500 |

Market data

| | |
|-------------------|------------------|
| Bid (Bid size) | 8.25 EUR (1,300) |
| Ask (Ask size) | 8.35 EUR (1,200) |
| Open | 8.55 EUR |
| High | 8.55 EUR |
| Low | 8.35 EUR |
| Close (prev. day) | 8.55 EUR |
| VWAP | 8.54608 EUR |
| Volume (pcs) | 102 |
| Trading volume | 871.70 |
| Number of trades | 2 |
| Last size | - |

Futures and Options










| | |
|-----------------|---|
| Related Futures | - |
| Related Options | - |

5y



Information about previous performance does not guarantee future performance.
Source: FactSet

Recent research

| on sector | | on market | |
|------------|---|---------------------------|---|
| Date | | Headline | Download |
| 2024/04/26 |  | Global Equity Ratings |  |
| 2024/04/26 |  | Aktienempfehlungen Global |  |
| 2024/04/03 |  | Global Equity Ratings |  |
| 2024/04/03 |  | Aktienempfehlungen Global |  |
| 2024/03/13 |  | Global Equity Ratings |  |

Details

2024/05/03 22:26:28

Price

8.30 EUR

 Difference ▼ -2.92% (-0.25)

General attributes

| | |
|----------------|--------------|
| ISIN | US68243Q1067 |
| Symbol | FLWS |
| Exchange | Tradegate |
| Currency | EUR |
| Sector | Commerce |
| Security type | Stock |
| Market cap (m) | 310 EUR |
| Benchmark | S&P 500 |

Market data

| | |
|-------------------|------------------|
| Bid (Bid size) | 8.25 EUR (1,300) |
| Ask (Ask size) | 8.35 EUR (1,200) |
| Open | 8.55 EUR |
| High | 8.55 EUR |
| Low | 8.35 EUR |
| Close (prev. day) | 8.55 EUR |
| VWAP | 8.54608 EUR |
| Volume (pcs) | 102 |
| Trading volume | 871.70 |
| Number of trades | 2 |
| Last size | - |

Performance and Risk

| | 6m | 1y | 3y |
|-------------|--------|---------|---------|
| Perf (%) | +1.10% | +12.93% | -68.33% |
| Perf (abs.) | +0.09 | +0.95 | -17.91 |
| Beta | 1.43 | 1.47 | 1.43 |
| Volatility | 38.73 | 45.99 | 60.21 |

5y



Information about previous performance does not guarantee future performance.
Source: FactSet

Price data

| | |
|---|------------------------|
| Ø price 5 days Ø volume 5 days (pcs.) | 8.56 EUR (23) |
| Ø price 30 days Ø volume 30 days (pcs.) | 8.89 EUR (21) |
| Ø price 100 days Ø volume 100 days (pcs.) | 9.24 EUR (37) |
| Ø price 250 days Ø volume 250 days (pcs.) | 8.08 EUR (52) |
| YTD High date | 10.16 EUR (2024/01/22) |
| YTD Low date | 8.05 EUR (2024/04/18) |
| 52 Weeks High date | 10.32 EUR (2023/12/27) |
| 52 Weeks Low date | 5.64 EUR (2023/09/08) |

All listings for 1-800-FLOWERS. COM INC.

| Exchange | Date | Time | Price | Trading volume (mio.) | Number of trades |
|-----------|------------|-------|----------|-----------------------|------------------|
| Tradegate | 2024/05/03 | 22:26 | 8.30 EUR | 0.00 | 2 |
| Nasdaq | 2024/05/06 | 17:51 | 9.07 USD | 0.75 | 1,474 |
| Berlin | 2024/05/06 | 08:08 | 8.20 EUR | 0.00 | 1 |

Company profile

Company Logo



Company Profile

-

Contact Details

1 800 FLOWERS COM

--

Suite 500, One Old Country Road - 11514
Carle Place, NY

Telefon: +1 516 237 6000

Fax: +1 516 237 6060

E-mail: invest@1800flowers.com