

NOVARTIS AG FUTURE (NOVH) - EUX/202507

2024/08/14 18:36:54

Price
96.5622 CHF
 Difference  1.17% (1.12)

General attributes

Symbol	NOVHN25
Exchange	Eurex
Currency	CHF
Security type	Future
Underlying	NOVARTIS AG
Maturity	07-2025
Contract size	100

Market data

Bid (Bid size)	- CHF (-)
Ask (Ask size)	- CHF (-)
Open	96.5622 CHF
High	96.5622 CHF
Low	96.5622 CHF
Close (prev. day)	95.4429 CHF
Underlying	NOVARTIS AG
Underlying price (date)	98.88 (24/08/15)
Settlement price (date)	96.56 (24/08/14)
Open Interest	0

Performance and Risk

	6m	1y	3y
Perf (%)	-	-	-
Perf (abs.)	-	-	-
Beta	-	-	-
Volatility	-	-	-

Futures and Options

Related Futures	-
Related Options	-












Information about previous performance does not guarantee future performance.
 Source: FactSet

Price data

Ø price 5 days Ø volume 5 days (pcs.)	95.2746 CHF (0)
Ø price 30 days Ø volume 30 days (pcs.)	95.6099 CHF (0)
Ø price 100 days Ø volume 100 days (pcs.)	- CHF (-)
Ø price 250 days Ø volume 250 days (pcs.)	- CHF (-)
YTD High date	- CHF (-)
YTD Low date	- CHF (-)
52 Weeks High date	- CHF (-)
52 Weeks Low date	- CHF (-)

Recent Research

on underlying on sector on market			
Date		Headline	Download
2024/08/12		Global Equity Ratings	
2024/08/12		Aktienempfehlungen Global	
2024/07/24		Global Equity Ratings	
2024/07/24		Aktienempfehlungen Global	
2024/07/15		Aktienempfehlungen Global	