

# NOVARTIS AG FUTURE (NOVH) - EUX/202507

2024/09/13 18:35:29

Price  
**96.3115** CHF

Difference  -0.31% (-0.30)

### General attributes

Symbol	NOVHN25
Exchange	Eurex
Currency	CHF
Security type	Future
Underlying	NOVARTIS AG
Maturity	07-2025
Contract size	100

### Market data

Bid (Bid size)	- CHF (-)
Ask (Ask size)	- CHF (-)
Open	96.3115 CHF
High	96.3115 CHF
Low	96.3115 CHF
Close (prev. day)	96.6099 CHF
Underlying	NOVARTIS AG
Underlying price (date)	98.16 (24/09/13)
Settlement price (date)	96.31 (24/09/13)
Open Interest	0

### Performance and Risk

	6m	1y	3y
Perf (%)	-	-	-
Perf (abs.)	-	-	-
Beta	-	-	-
Volatility	-	-	-

### Futures and Options

Related Futures	-
Related Options	-

5y












Information about previous performance does not guarantee future performance.  
Source: FactSet

### Price data

Ø price 5 days   Ø volume 5 days (pcs.)	96.6706 CHF (0)
Ø price 30 days   Ø volume 30 days (pcs.)	97.2727 CHF (0)
Ø price 100 days   Ø volume 100 days (pcs.)	- CHF (-)
Ø price 250 days   Ø volume 250 days (pcs.)	- CHF (-)
YTD High   date	- CHF (-)
YTD Low   date	- CHF (-)
52 Weeks High   date	- CHF (-)
52 Weeks Low   date	- CHF (-)

### Recent Research

on underlying	on sector	on market	
Date		Headline	Download
2024/09/11		Global Equity Ratings	
2024/09/11		Aktienempfehlungen Global	
2024/09/05		Global Equity Ratings	
2024/09/05		Aktienempfehlungen Global	
2024/08/12		Global Equity Ratings	