

# APPLE INC. FUTURE (AAPH) - EUX/202507

2024/09/16 18:46:33

Price  
**222.6604** USD

Difference  -3.64% (-8.42)

### General attributes

Symbol	AAPHN25
Exchange	Eurex
Currency	USD
Security type	Future
Underlying	APPLE INC
Maturity	07-2025
Contract size	100

### Market data

Bid (Bid size)	- USD (-)
Ask (Ask size)	- USD (-)
Open	222.6604 USD
High	222.6604 USD
Low	222.6604 USD
Close (prev. day)	231.0826 USD
Underlying	APPLE INC
Underlying price (date)	216.63 (24/09/17)
Settlement price (date)	222.66 (24/09/16)
Open Interest	0

### Performance and Risk

	6m	1y	3y
Perf (%)	-	-	-
Perf (abs.)	-	-	-
Beta	-	-	-
Volatility	-	-	-

### Futures and Options

Related Futures	-
Related Options	-

5y












Information about previous performance does not guarantee future performance.  
Source: FactSet

### Price data

Ø price 5 days   Ø volume 5 days (pcs.)	227.6395 USD (0)
Ø price 30 days   Ø volume 30 days (pcs.)	230.5010 USD (0)
Ø price 100 days   Ø volume 100 days (pcs.)	- USD (-)
Ø price 250 days   Ø volume 250 days (pcs.)	- USD (-)
YTD High   date	- USD (-)
YTD Low   date	- USD (-)
52 Weeks High   date	- USD (-)
52 Weeks Low   date	- USD (-)

### Recent Research

on underlying	on sector	on market	
Date		Headline	Download
2024/09/11		Global Equity Ratings	
2024/09/11		Aktienempfehlungen Global	
2024/09/05		Global Equity Ratings	
2024/09/05		Aktienempfehlungen Global	
2024/08/12		Global Equity Ratings	