

(TVOD) - EUX/202606

2024/09/17 19:04:54

Price
82.6054 GBPDifference  -0.96% (-0.80)

General attributes

Symbol	TVODM26
Exchange	Eurex
Currency	GBP
Security type	Future
Underlying	VODAFONE GROUP PLC
Maturity	06-2026
Contract size	100

Market data

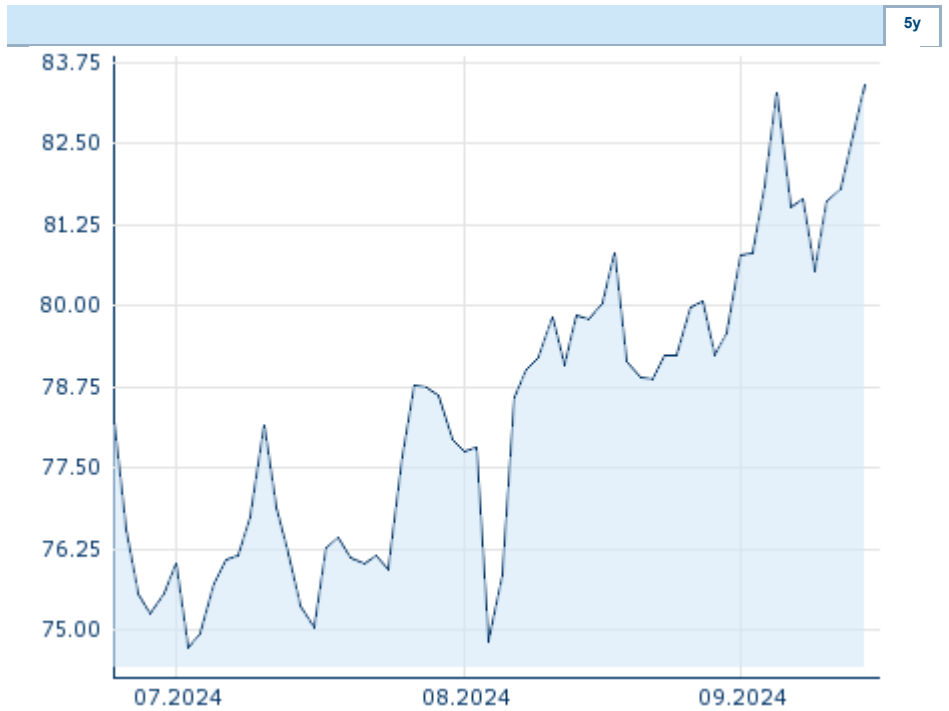
Bid (Bid size)	- GBP (-)
Ask (Ask size)	- GBP (-)
Open	82.6054 GBP
High	82.6054 GBP
Low	82.6054 GBP
Close (prev. day)	83.4067 GBP
Underlying	VODAFONE GROUP PLC
Underlying price (date)	77.62 (24/09/17)
Settlement price (date)	82.61 (24/09/17)
Open Interest	0

Performance and Risk

	6m	1y	3y
Perf (%)	-	-	-
Perf (abs.)	-	-	-
Beta	-	-	-
Volatility	-	-	-

Futures and Options










Related Futures	-
Related Options	-



Price data

Ø price 5 days Ø volume 5 days (pcs.)	81.9881 GBP (0)
Ø price 30 days Ø volume 30 days (pcs.)	80.2063 GBP (0)
Ø price 100 days Ø volume 100 days (pcs.)	- GBP (-)
Ø price 250 days Ø volume 250 days (pcs.)	- GBP (-)
YTD High date	- GBP (-)
YTD Low date	- GBP (-)
52 Weeks High date	- GBP (-)
52 Weeks Low date	- GBP (-)

Recent Research

on underlying		on sector	
Date		Headline	Download
2022/12/19		Global Equity Ratings	
2022/12/19		Aktienempfehlungen Global	
2022/11/28		Global Equity Ratings	
2022/11/28		Aktienempfehlungen Global	
2022/11/18		Global Equity Ratings	