

# (THSB) - EUX/202606

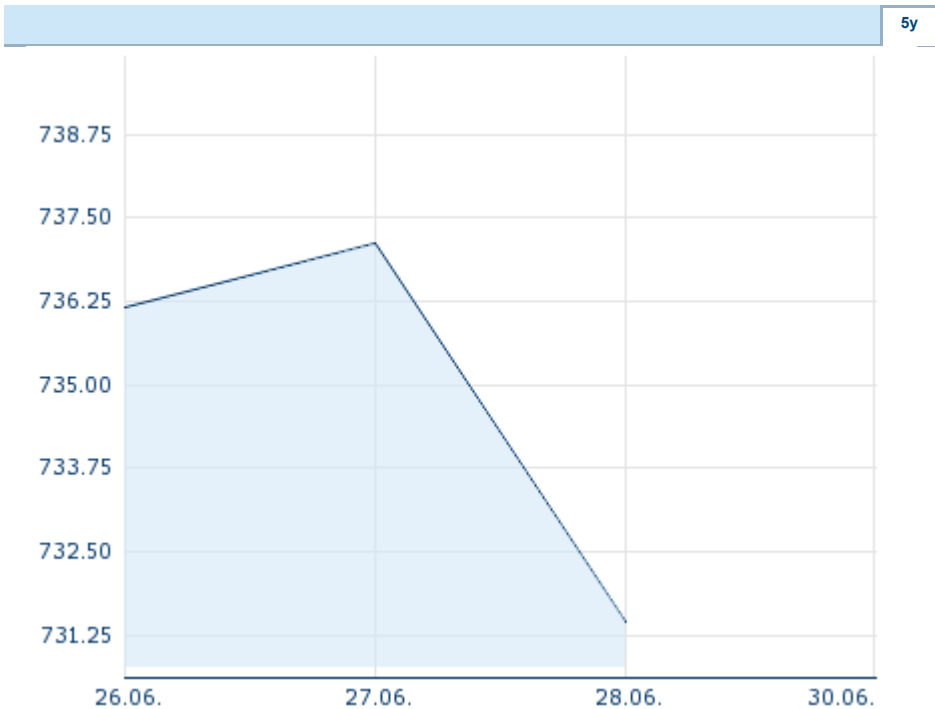
2024/06/28 18:48:20	
Price	<b>731.4442</b> GBP
Difference	 -0.77% (-5.67)

General attributes	
Symbol	THSBM26
Exchange	Eurex
Currency	GBP
Security type	Future
Underlying	HSBC HOLDINGS PLC
Maturity	06-2026
Contract size	100

Market data	
Bid (Bid size)	- GBP (-)
Ask (Ask size)	- GBP (-)
Open	731.4442 GBP
High	731.4442 GBP
Low	731.4442 GBP
Close (prev. day)	737.1151 GBP
Underlying	HSBC HOLDINGS PLC
Underlying price (date)	683.90 (24/06/28)
Settlement price (date)	731.44 (24/06/28)
Open Interest	0

Performance and Risk			
	6m	1y	3y
Perf (%)	-	-	-
Perf (abs.)	-	-	-
Beta	-	-	-
Volatility	-	-	-










Futures and Options	
Related Futures	-
Related Options	-



Information about previous performance does not guarantee future performance.  
Source: FactSet

Price data	
Ø price 5 days   Ø volume 5 days (pcs.)	- GBP (-)
Ø price 30 days   Ø volume 30 days (pcs.)	- GBP (-)
Ø price 100 days   Ø volume 100 days (pcs.)	- GBP (-)
Ø price 250 days   Ø volume 250 days (pcs.)	- GBP (-)
YTD High   date	- GBP (-)
YTD Low   date	- GBP (-)
52 Weeks High   date	- GBP (-)
52 Weeks Low   date	- GBP (-)

### Recent Research

on underlying		on sector	
Date		Headline	Download
2024/06/21		Global Equity Ratings	
2024/06/21		Aktienempfehlungen Global	
2024/06/14		Global Equity Ratings	
2024/06/14		Aktienempfehlungen Global	
2024/05/29		Global Equity Ratings	