

(THSB) - EUX/202509

2024/08/14 18:45:20

Price
691.32 GBP

Difference  0.61% (4.22)

General attributes

Symbol	THSBU25
Exchange	Eurex
Currency	GBP
Security type	Future
Underlying	HSBC HOLDINGS PLC
Maturity	09-2025
Contract size	100

Market data

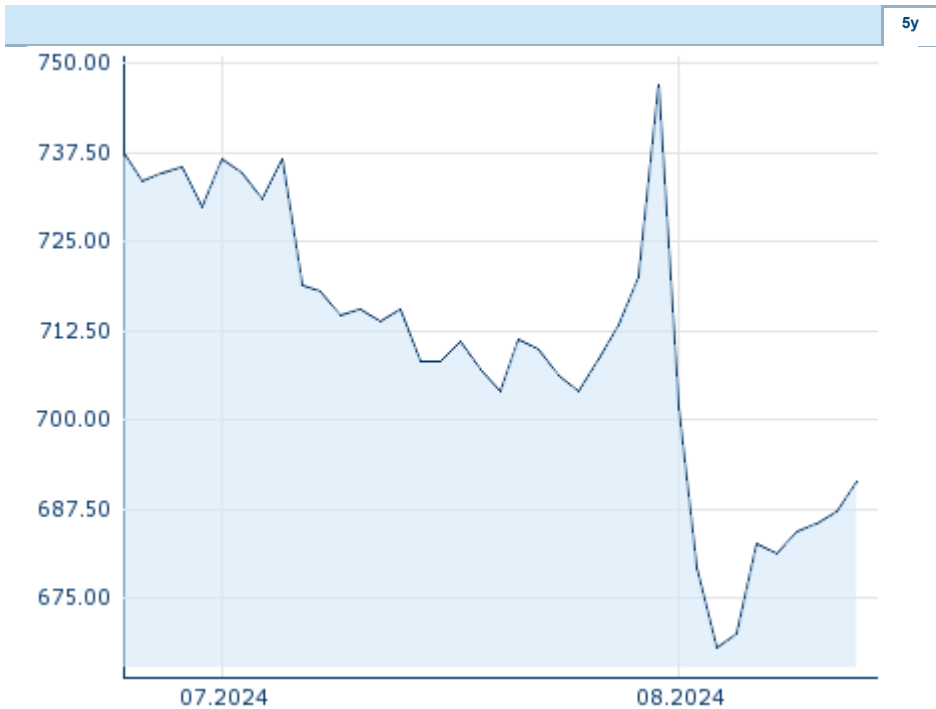
Bid (Bid size)	- GBP (-)
Ask (Ask size)	- GBP (-)
Open	691.32 GBP
High	691.32 GBP
Low	691.32 GBP
Close (prev. day)	687.0988 GBP
Underlying	HSBC HOLDINGS PLC
Underlying price (date)	649.80 (24/08/14)
Settlement price (date)	691.32 (24/08/14)
Open Interest	0

Performance and Risk

	6m	1y	3y
Perf (%)	-	-	-
Perf (abs.)	-	-	-
Beta	-	-	-
Volatility	-	-	-

Futures and Options

Related Futures	-
Related Options	-












Information about previous performance does not guarantee future performance.
Source: FactSet

Price data

Ø price 5 days Ø volume 5 days (pcs.)	685.89 GBP (0)
Ø price 30 days Ø volume 30 days (pcs.)	704.12 GBP (0)
Ø price 100 days Ø volume 100 days (pcs.)	- GBP (-)
Ø price 250 days Ø volume 250 days (pcs.)	- GBP (-)
YTD High date	- GBP (-)
YTD Low date	- GBP (-)
52 Weeks High date	- GBP (-)
52 Weeks Low date	- GBP (-)

Recent Research

on underlying		on sector	
Date		Headline	Download
2024/08/12		Global Equity Ratings	
2024/08/12		Aktienempfehlungen Global	
2024/07/24		Global Equity Ratings	
2024/07/24		Aktienempfehlungen Global	
2024/07/15		Aktienempfehlungen Global	