

BANCO SANTANDER S.A. FUTURE (SANH) - EUX/202507

2024/07/16 18:51:03

Price
4.4324 EUR

Difference  -0.25% (-0.01)

General attributes

| | |
|---------------|--------------------|
| Symbol | SANHN25 |
| Exchange | Eurex |
| Currency | EUR |
| Security type | Future |
| Underlying | BANCO SANTANDER SA |
| Maturity | 07-2025 |
| Contract size | 100 |

Market data

| | |
|-------------------------|--------------------|
| Bid (Bid size) | - EUR (-) |
| Ask (Ask size) | - EUR (-) |
| Open | 4.4324 EUR |
| High | 4.4324 EUR |
| Low | 4.4324 EUR |
| Close (prev. day) | 4.4437 EUR |
| Underlying | BANCO SANTANDER SA |
| Underlying price (date) | 4.4405 (24/07/16) |
| Settlement price (date) | 4.43 (24/07/16) |
| Open Interest | 0 |

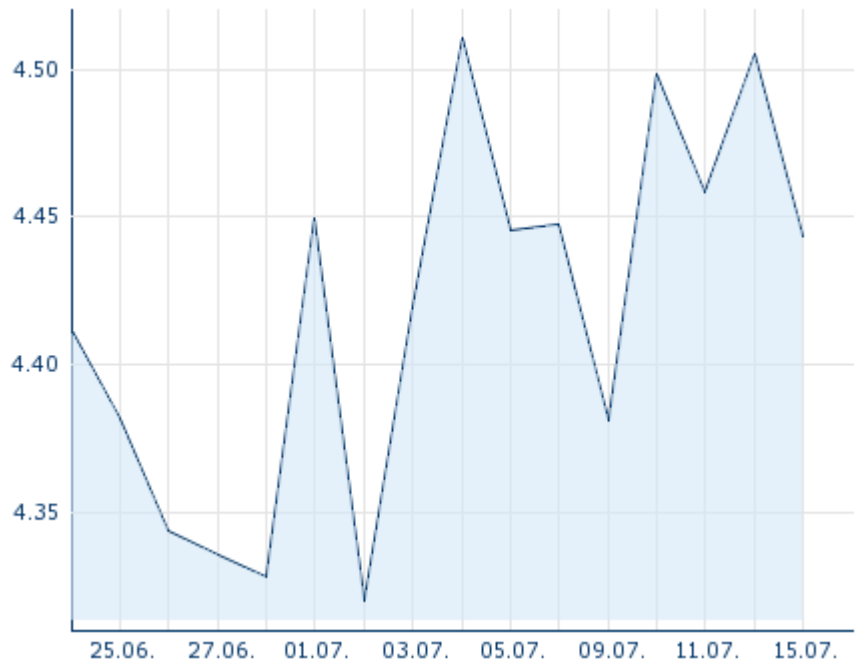
Performance and Risk

| | 6m | 1y | 3y |
|-------------|----|----|----|
| Perf (%) | - | - | - |
| Perf (abs.) | - | - | - |
| Beta | - | - | - |
| Volatility | - | - | - |

Futures and Options

| | |
|-----------------|---|
| Related Futures | - |
| Related Options | - |

5y













Information about previous performance does not guarantee future performance.
Source: FactSet

Price data

| | |
|---|----------------|
| Ø price 5 days Ø volume 5 days (pcs.) | 4.4575 EUR (0) |
| Ø price 30 days Ø volume 30 days (pcs.) | - EUR (-) |
| Ø price 100 days Ø volume 100 days (pcs.) | - EUR (-) |
| Ø price 250 days Ø volume 250 days (pcs.) | - EUR (-) |
| YTD High date | - EUR (-) |
| YTD Low date | - EUR (-) |
| 52 Weeks High date | - EUR (-) |
| 52 Weeks Low date | - EUR (-) |

Recent Research

| on underlying | on sector | on market | |
|---------------|---|---------------------------|---|
| Date | | Headline | Download |
| 2024/07/15 |  | Aktienempfehlungen Global |  |
| 2024/07/12 |  | Global Equity Ratings |  |
| 2024/06/21 |  | Global Equity Ratings |  |
| 2024/06/21 |  | Aktienempfehlungen Global |  |
| 2024/06/14 |  | Global Equity Ratings |  |