

# KONE CORP. [NEW] FUTURE (TKC4) - EUX/202606

2024/09/17 19:04:38

**Price**  
**55.3209** EUR  
 Difference  0.05% (0.03)

**General attributes**

Symbol	TKC4M26
Exchange	Eurex
Currency	EUR
Security type	Future
Underlying	KONE OYJ
Maturity	06-2026
Contract size	100

**Market data**

Bid (Bid size)	- EUR (-)
Ask (Ask size)	- EUR (-)
Open	55.3209 EUR
High	55.3209 EUR
Low	55.3209 EUR
Close (prev. day)	55.2926 EUR
Underlying	KONE OYJ
Underlying price (date)	49.88 (24/09/17)
Settlement price (date)	55.32 (24/09/17)
Open Interest	0

**Performance and Risk**

	6m	1y	3y
Perf (%)	-	-	-
Perf (abs.)	-	-	-
Beta	-	-	-
Volatility	-	-	-

**Futures and Options**

Related Futures	-
Related Options	-












Information about previous performance does not guarantee future performance.  
 Source: FactSet

**Price data**

Ø price 5 days   Ø volume 5 days (pcs.)	55.1835 EUR (0)
Ø price 30 days   Ø volume 30 days (pcs.)	53.4214 EUR (0)
Ø price 100 days   Ø volume 100 days (pcs.)	- EUR (-)
Ø price 250 days   Ø volume 250 days (pcs.)	- EUR (-)
YTD High   date	- EUR (-)
YTD Low   date	- EUR (-)
52 Weeks High   date	- EUR (-)
52 Weeks Low   date	- EUR (-)

**Recent Research**

on underlying   on sector   on market			
Date		Headline	Download
2023/10/27		Global Equity Ratings	
2023/10/27		Aktienempfehlungen Global	
2023/09/29		Global Equity Ratings	
2023/09/29		Aktienempfehlungen Global	
2023/09/08		Global Equity Ratings	