

ABN AMRO GROUP N.V. FUTURE (ABNF) - EUX/202507

2024/07/12 18:57:41

Price
15.4199 EUR
Difference  **-0.61% (-0.10)**

General attributes

Symbol	ABNFN25
Exchange	Eurex
Currency	EUR
Security type	Future
Underlying	ABN AMRO BANK N.V. DR EACH REP SHS
Maturity	07-2025
Contract size	100

Market data

Bid (Bid size)	- EUR (-)
Ask (Ask size)	- EUR (-)
Open	15.4199 EUR
High	15.4199 EUR
Low	15.4199 EUR
Close (prev. day)	15.515 EUR
Underlying	ABN AMRO BANK N.V. DR EACH REP SHS
Underlying price (date)	15.905 (24/07/12)
Settlement price (date)	15.42 (24/07/12)
Open Interest	0

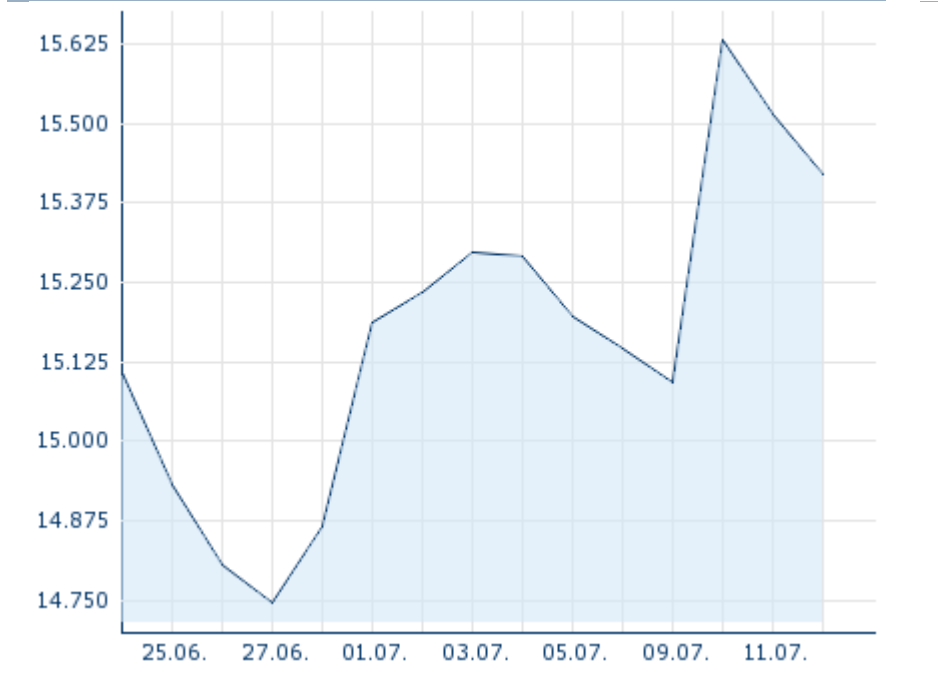
Performance and Risk

	6m	1y	3y
Perf (%)	-	-	-
Perf (abs.)	-	-	-
Beta	-	-	-
Volatility	-	-	-

Futures and Options

Related Futures	-
Related Options	-

5y








Information about previous performance does not guarantee future performance.
 Source: FactSet

Price data

Ø price 5 days Ø volume 5 days (pcs.)	15.3606 EUR (0)
Ø price 30 days Ø volume 30 days (pcs.)	- EUR (-)
Ø price 100 days Ø volume 100 days (pcs.)	- EUR (-)
Ø price 250 days Ø volume 250 days (pcs.)	- EUR (-)
YTD High date	- EUR (-)
YTD Low date	- EUR (-)
52 Weeks High date	- EUR (-)
52 Weeks Low date	- EUR (-)

Recent Research

on sector		on market	
Date	Headline	Download	
2024/07/12	 Global Equity Ratings		
2024/07/12	 Aktienempfehlungen Global		
2024/07/09	 Aktienempfehlungen Österreich		
2024/06/28	 Equity Weekly		
2024/06/24	 Aktienempfehlungen Österreich	