

FACEBOOK INC FUTURE (FBUF) - EUX/202507

2024/09/13 18:35:08

Price
542.3233 USD
 Difference  1.14% (6.10)

General attributes

Symbol FBUFN25
 Exchange Eurex
 Currency USD
 Security type Future
 Underlying META PLATFORMS INC. CLASS A
 Maturity 07-2025
 Contract size 100

Market data

Bid (Bid size) - USD (-)
 Ask (Ask size) - USD (-)
 Open 542.3233 USD
 High 542.3233 USD
 Low 542.3233 USD
 Close (prev. day) 536.2283 USD
 Underlying META PLATFORMS INC. CLASS A
 Underlying price (date) 524.62 (24/09/13)
 Settlement price (date) 542.32 (24/09/13)
 Open Interest 0

Performance and Risk

	6m	1y	3y
Perf (%)	-	-	-
Perf (abs.)	-	-	-
Beta	-	-	-
Volatility	-	-	-

Futures and Options

Related Futures -
 Related Options -

5y












Information about previous performance does not guarantee future performance.
 Source: FactSet

Price data

Ø price 5 days Ø volume 5 days (pcs.)	527.5370 USD (0)
Ø price 30 days Ø volume 30 days (pcs.)	535.8413 USD (0)
Ø price 100 days Ø volume 100 days (pcs.)	- USD (-)
Ø price 250 days Ø volume 250 days (pcs.)	- USD (-)
YTD High date	- USD (-)
YTD Low date	- USD (-)
52 Weeks High date	- USD (-)
52 Weeks Low date	- USD (-)

Recent Research

on underlying		on sector		on market	
Date		Headline		Download	
2024/09/11		Global Equity Ratings			
2024/09/11		Aktienempfehlungen Global			
2024/09/05		Global Equity Ratings			
2024/09/05		Aktienempfehlungen Global			
2024/08/12		Global Equity Ratings		