


NEXTERA ENERGY INC. FUTURE (FPLF) - EUX/202507

2024/07/16 18:50:20

Price
72.9713 USD

Difference  **-1.20% (-0.89)**

General attributes

Symbol: FPLFN25
 Exchange: Eurex
 Currency: USD
 Security type: Future
 Underlying: NEXTERA ENERGY INC.
 Maturity: 07-2025
 Contract size: 100

Market data

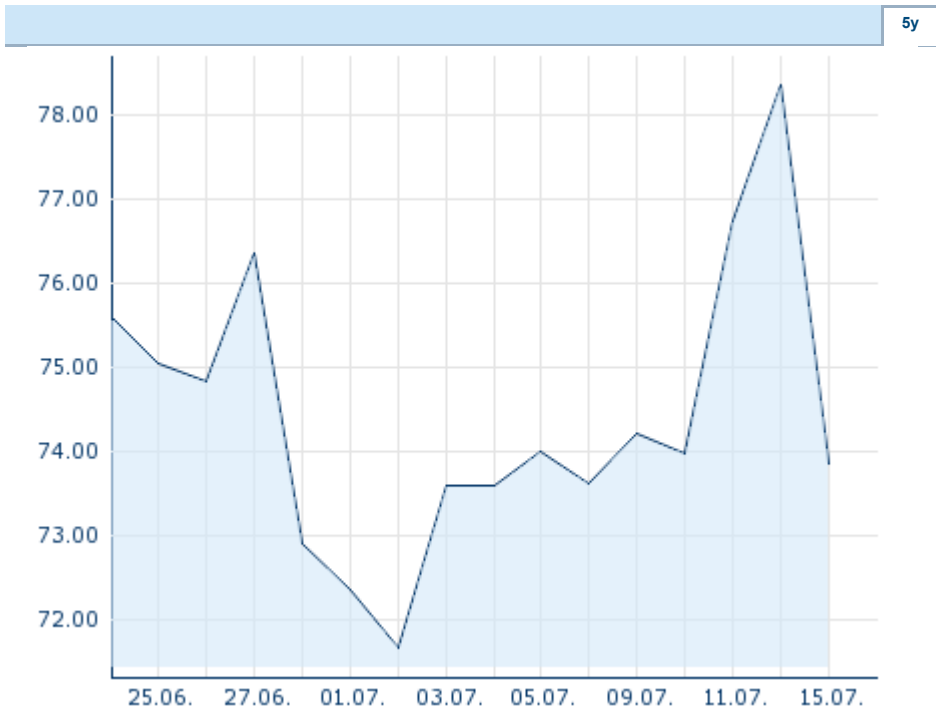
Bid (Bid size): - USD (-)
 Ask (Ask size): - USD (-)
 Open: 72.9713 USD
 High: 72.9713 USD
 Low: 72.9713 USD
 Close (prev. day): 73.8575 USD
 Underlying: NEXTERA ENERGY INC.
 Underlying price (date): 72.115 (24/07/16)
 Settlement price (date): 72.97 (24/07/16)
 Open Interest: 0

Performance and Risk

	6m	1y	3y
Perf (%)	-	-	-
Perf (abs.)	-	-	-
Beta	-	-	-
Volatility	-	-	-

Futures and Options

Related Futures: -
 Related Options: -











Information about previous performance does not guarantee future performance.
 Source: FactSet

Price data

Ø price 5 days | Ø volume 5 days (pcs.): 75.4345 USD (0)
 Ø price 30 days | Ø volume 30 days (pcs.): - USD (-)
 Ø price 100 days | Ø volume 100 days (pcs.): - USD (-)
 Ø price 250 days | Ø volume 250 days (pcs.): - USD (-)
 YTD High | date: - USD (-)
 YTD Low | date: - USD (-)
 52 Weeks High | date: - USD (-)
 52 Weeks Low | date: - USD (-)

Recent Research

on underlying on sector on market			
Date		Headline	Download
2024/07/15		Aktienempfehlungen Global	
2024/07/12		Global Equity Ratings	
2024/06/21		Global Equity Ratings	
2024/06/21		Aktienempfehlungen Global	
2024/06/14		Global Equity Ratings	