

# ALIBABA GROUP HOLDING LTD. FUTURE (BABF) - EUX/202507

2024/08/14 18:36:08

**Price**  
**82.2088** USD  
**Difference**  **-1.43% (-1.20)**

**General attributes**

**Symbol** BABFN25  
**Exchange** Eurex  
**Currency** USD  
**Security type** Future  
**Underlying** ALIBABA GROUP HOLDING LTD. SP. ADR  
**Maturity** 07-2025  
**Contract size** 100

**Market data**

**Bid (Bid size)** - USD (-)  
**Ask (Ask size)** - USD (-)  
**Open** 82.2088 USD  
**High** 82.2088 USD  
**Low** 82.2088 USD  
**Close (prev. day)** 83.404 USD  
**Underlying** ALIBABA GROUP HOLDING LTD. SP. ADR  
**Underlying price (date)** 79.47 (24/08/14)  
**Settlement price (date)** 82.21 (24/08/14)  
**Open Interest** 0

**Performance and Risk**

	6m	1y	3y
Perf (%)	-	-	-
Perf (abs.)	-	-	-
Beta	-	-	-
Volatility	-	-	-

**Futures and Options**

**Related Futures** -  
**Related Options** -

5y












Information about previous performance does not guarantee future performance.  
 Source: FactSet

**Price data**

Ø price 5 days   Ø volume 5 days (pcs.)	82.8578 USD (0)
Ø price 30 days   Ø volume 30 days (pcs.)	80.2535 USD (0)
Ø price 100 days   Ø volume 100 days (pcs.)	- USD (-)
Ø price 250 days   Ø volume 250 days (pcs.)	- USD (-)
YTD High   date	- USD (-)
YTD Low   date	- USD (-)
52 Weeks High   date	- USD (-)
52 Weeks Low   date	- USD (-)

**Recent Research**

on underlying		on sector	
Date		Headline	Download
2024/08/12		Global Equity Ratings	
2024/08/12		Aktienempfehlungen Global	
2024/07/24		Global Equity Ratings	
2024/07/24		Aktienempfehlungen Global	
2024/07/15		Aktienempfehlungen Global	