

ALIBABA GROUP HOLDING LTD. FUTURE (BABF) - EUX/202507

2024/07/16 18:49:55

Price
80.9747 USD
Difference  **-0.77% (-0.63)**

General attributes

Symbol BABFN25
Exchange Eurex
Currency USD
Security type Future
Underlying ALIBABA GROUP HOLDING LTD. SP. ADR
Maturity 07-2025
Contract size 100

Market data

Bid (Bid size) - USD (-)
Ask (Ask size) - USD (-)
Open 80.9747 USD
High 80.9747 USD
Low 80.9747 USD
Close (prev. day) 81.6043 USD
Underlying ALIBABA GROUP HOLDING LTD. SP. ADR
Underlying price (date) 78.38 (24/07/16)
Settlement price (date) 80.97 (24/07/16)
Open Interest 0

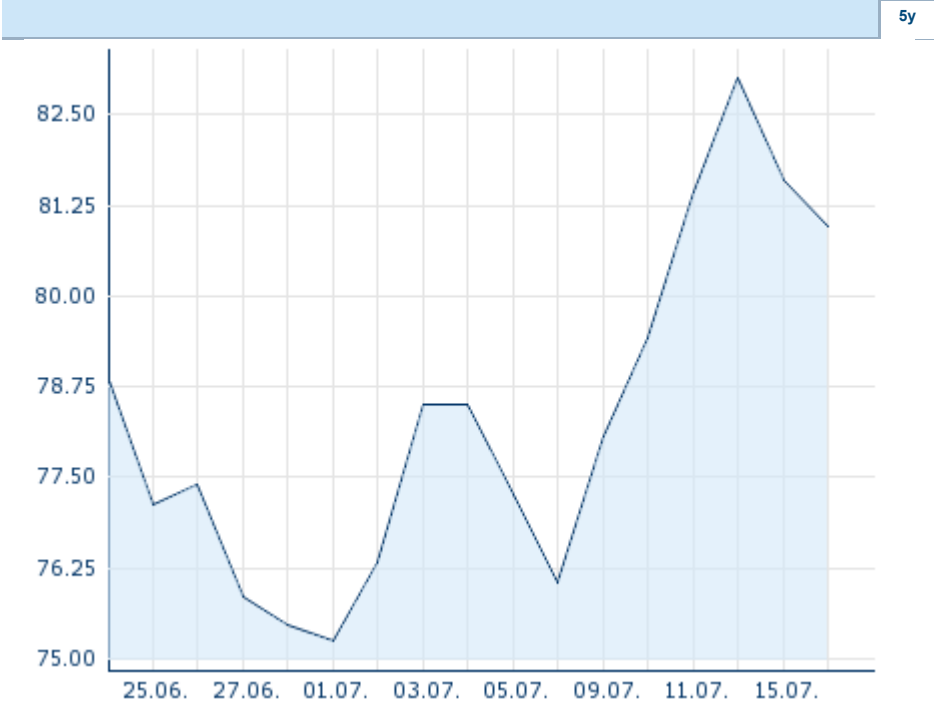
Performance and Risk

	6m	1y	3y
Perf (%)	-	-	-
Perf (abs.)	-	-	-
Beta	-	-	-
Volatility	-	-	-

Futures and Options

Related Futures -
Related Options -

5y












Information about previous performance does not guarantee future performance.
 Source: FactSet

Price data

Ø price 5 days | Ø volume 5 days (pcs.) 80.6977 USD (0)
Ø price 30 days | Ø volume 30 days (pcs.) - USD (-)
Ø price 100 days | Ø volume 100 days (pcs.) - USD (-)
Ø price 250 days | Ø volume 250 days (pcs.) - USD (-)
YTD High | date - USD (-)
YTD Low | date - USD (-)
52 Weeks High | date - USD (-)
52 Weeks Low | date - USD (-)

Recent Research

on underlying		on sector	
Date		Headline	Download
2024/07/15		Aktienempfehlungen Global	
2024/07/12		Global Equity Ratings	
2024/06/21		Global Equity Ratings	
2024/06/21		Aktienempfehlungen Global	
2024/06/14		Global Equity Ratings	