

ALIBABA GROUP HOLDING LTD. FUTURE (BABF) - EUX/202507

2024/07/16 18:49:55

Price
80.9747 USD
 Difference  -0.77% (-0.63)

General attributes

Symbol BABFN25
 Exchange Eurex
 Currency USD
 Security type Future
 Underlying ALIBABA GROUP HOLDING LTD. SP. ADR
 Maturity 07-2025
 Contract size 100

Market data

Bid (Bid size) - USD (-)
 Ask (Ask size) - USD (-)
 Open 80.9747 USD
 High 80.9747 USD
 Low 80.9747 USD
 Close (prev. day) 81.6043 USD
 Underlying ALIBABA GROUP HOLDING LTD. SP. ADR
 Underlying price (date) 78.26 (24/07/16)
 Settlement price (date) 80.97 (24/07/16)
 Open Interest 0

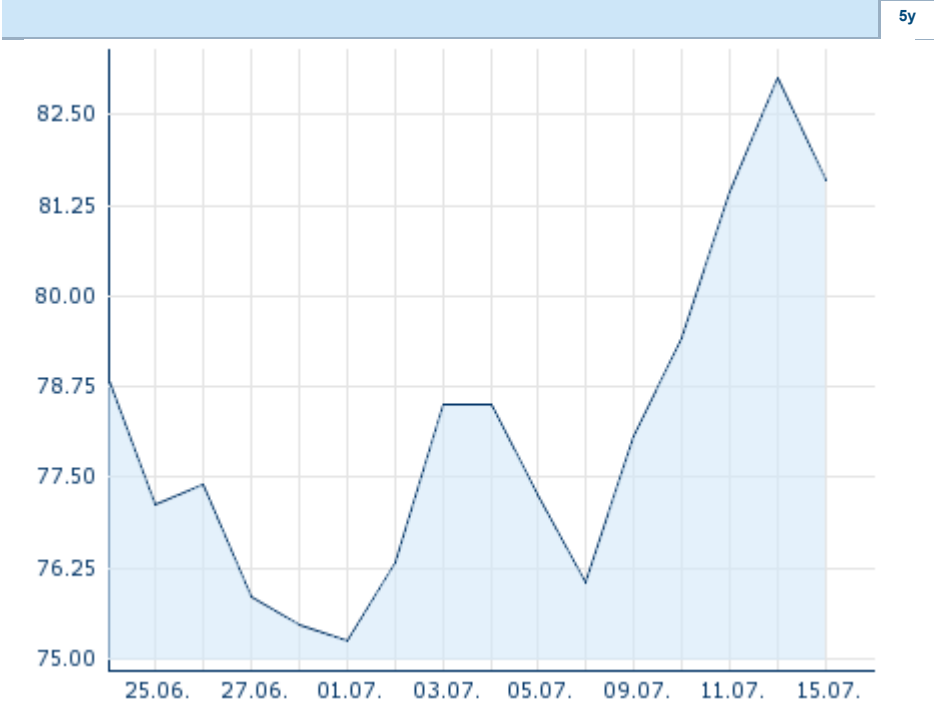
Performance and Risk

	6m	1y	3y
Perf (%)	-	-	-
Perf (abs.)	-	-	-
Beta	-	-	-
Volatility	-	-	-

Futures and Options

Related Futures -
 Related Options -

5y












Information about previous performance does not guarantee future performance.
 Source: FactSet

Price data

Ø price 5 days | Ø volume 5 days (pcs.) 80.6977 USD (0)
 Ø price 30 days | Ø volume 30 days (pcs.) - USD (-)
 Ø price 100 days | Ø volume 100 days (pcs.) - USD (-)
 Ø price 250 days | Ø volume 250 days (pcs.) - USD (-)
 YTD High | date - USD (-)
 YTD Low | date - USD (-)
 52 Weeks High | date - USD (-)
 52 Weeks Low | date - USD (-)

Recent Research

on underlying		on sector	
Date		Headline	Download
2024/07/15		Aktienempfehlungen Global	
2024/07/12		Global Equity Ratings	
2024/06/21		Global Equity Ratings	
2024/06/21		Aktienempfehlungen Global	
2024/06/14		Global Equity Ratings	