

FIELMANN AG FUTURE (FIEG) - EUX/202507

2024/09/13 18:35:09

Price
47.2292 EUR
 Difference  0.76% (0.36)

General attributes

Symbol FIEGN25
 Exchange Eurex
 Currency EUR
 Security type Future
 Underlying FIELMANN GROUP AG
 Maturity 07-2025
 Contract size 100

Market data

Bid (Bid size) - EUR (-)
 Ask (Ask size) - EUR (-)
 Open 47.2292 EUR
 High 47.2292 EUR
 Low 47.2292 EUR
 Close (prev. day) 46.8726 EUR
 Underlying FIELMANN GROUP AG
 Underlying price (date) 47.05 (24/09/13)
 Settlement price (date) 47.23 (24/09/13)
 Open Interest 0

Performance and Risk

	6m	1y	3y
Perf (%)	-	-	-
Perf (abs.)	-	-	-
Beta	-	-	-
Volatility	-	-	-

Futures and Options

Related Futures -
 Related Options -

5y












Information about previous performance does not guarantee future performance.
 Source: FactSet

Price data

Ø price 5 days Ø volume 5 days (pcs.)	46.1247 EUR (0)
Ø price 30 days Ø volume 30 days (pcs.)	42.5409 EUR (0)
Ø price 100 days Ø volume 100 days (pcs.)	- EUR (-)
Ø price 250 days Ø volume 250 days (pcs.)	- EUR (-)
YTD High date	- EUR (-)
YTD Low date	- EUR (-)
52 Weeks High date	- EUR (-)
52 Weeks Low date	- EUR (-)

Recent Research

on sector		on market	
Date		Headline	Download
2024/09/11		Global Equity Ratings	
2024/09/11		Aktienempfehlungen Global	
2024/09/05		Global Equity Ratings	
2024/09/05		Aktienempfehlungen Global	
2024/08/12		Global Equity Ratings	