

JOHNSON & JOHNSON FUTURE (JNJF) - EUX/202507

2024/09/13 18:35:17

Price
167.6052 USD
 Difference  0.78% (1.30)

General attributes

Symbol	JNJFN25
Exchange	Eurex
Currency	USD
Security type	Future
Underlying	JOHNSON & JOHNSON
Maturity	07-2025
Contract size	100

Market data

Bid (Bid size)	- USD (-)
Ask (Ask size)	- USD (-)
Open	167.6052 USD
High	167.6052 USD
Low	167.6052 USD
Close (prev. day)	166.3054 USD
Underlying	JOHNSON & JOHNSON
Underlying price (date)	165.52 (24/09/13)
Settlement price (date)	167.61 (24/09/13)
Open Interest	0

Performance and Risk

	6m	1y	3y
Perf (%)	-	-	-
Perf (abs.)	-	-	-
Beta	-	-	-
Volatility	-	-	-

Futures and Options

Related Futures	-
Related Options	-

5y












Information about previous performance does not guarantee future performance.
 Source: FactSet

Price data

Ø price 5 days Ø volume 5 days (pcs.)	168.3865 USD (0)
Ø price 30 days Ø volume 30 days (pcs.)	165.0957 USD (0)
Ø price 100 days Ø volume 100 days (pcs.)	- USD (-)
Ø price 250 days Ø volume 250 days (pcs.)	- USD (-)
YTD High date	- USD (-)
YTD Low date	- USD (-)
52 Weeks High date	- USD (-)
52 Weeks Low date	- USD (-)

Recent Research

on underlying	on sector	on market	
Date		Headline	Download
2024/09/11		Global Equity Ratings	
2024/09/11		Aktienempfehlungen Global	
2024/09/05		Global Equity Ratings	
2024/09/05		Aktienempfehlungen Global	
2024/08/12		Global Equity Ratings	