

# MERCK & CO. INC. FUTURE (MCCF) - EUX/202507

2024/08/21 18:45:17

**Price**  
**117.3964** USD  
 Difference  0.65% (0.75)

**General attributes**

Symbol MCCFN25  
 Exchange Eurex  
 Currency USD  
 Security type Future  
 Underlying MERCK & CO. INC.  
 Maturity 07-2025  
 Contract size 100

**Market data**

Bid (Bid size) - USD (-)  
 Ask (Ask size) - USD (-)  
 Open 117.3964 USD  
 High 117.3964 USD  
 Low 117.3964 USD  
 Close (prev. day) 116.6434 USD  
 Underlying MERCK & CO. INC.  
 Underlying price (date) 116.03 (24/08/21)  
 Settlement price (date) 117.40 (24/08/21)  
 Open Interest 0

**Performance and Risk**

	6m	1y	3y
Perf (%)	-	-	-
Perf (abs.)	-	-	-
Beta	-	-	-
Volatility	-	-	-

**Futures and Options**

Related Futures -  
 Related Options -

5y












Information about previous performance does not guarantee future performance.  
 Source: FactSet

**Price data**

Ø price 5 days   Ø volume 5 days (pcs.)	115.9552 USD (0)
Ø price 30 days   Ø volume 30 days (pcs.)	121.8251 USD (0)
Ø price 100 days   Ø volume 100 days (pcs.)	- USD (-)
Ø price 250 days   Ø volume 250 days (pcs.)	- USD (-)
YTD High   date	- USD (-)
YTD Low   date	- USD (-)
52 Weeks High   date	- USD (-)
52 Weeks Low   date	- USD (-)

**Recent Research**

<input type="checkbox"/> on underlying <input checked="" type="checkbox"/> on sector <input type="checkbox"/> on market			
Date		Headline	Download
2024/08/12		Global Equity Ratings	
2024/08/12		Aktienempfehlungen Global	
2024/07/24		Global Equity Ratings	
2024/07/24		Aktienempfehlungen Global	
2024/07/15		Aktienempfehlungen Global	