

# EDP - ENERGIAS DE PORTUGAL SA FUTURE (EDPF) - EUX/202507

2024/09/13 18:35:06

**Price**  
**4.0585** EUR  
 Difference  0.92% (0.04)

**General attributes**

Symbol EDPFN25  
 Exchange Eurex  
 Currency EUR  
 Security type Future  
 Underlying EDP-ENERGIAS DE PORTUGAL SA  
 Maturity 07-2025  
 Contract size 100

**Market data**

Bid (Bid size) - EUR (-)  
 Ask (Ask size) - EUR (-)  
 Open 4.0585 EUR  
 High 4.0585 EUR  
 Low 4.0585 EUR  
 Close (prev. day) 4.0217 EUR  
 Underlying EDP-ENERGIAS DE PORTUGAL SA  
 Underlying price (date) 4.129 (24/09/13)  
 Settlement price (date) 4.06 (24/09/13)  
 Open Interest 0

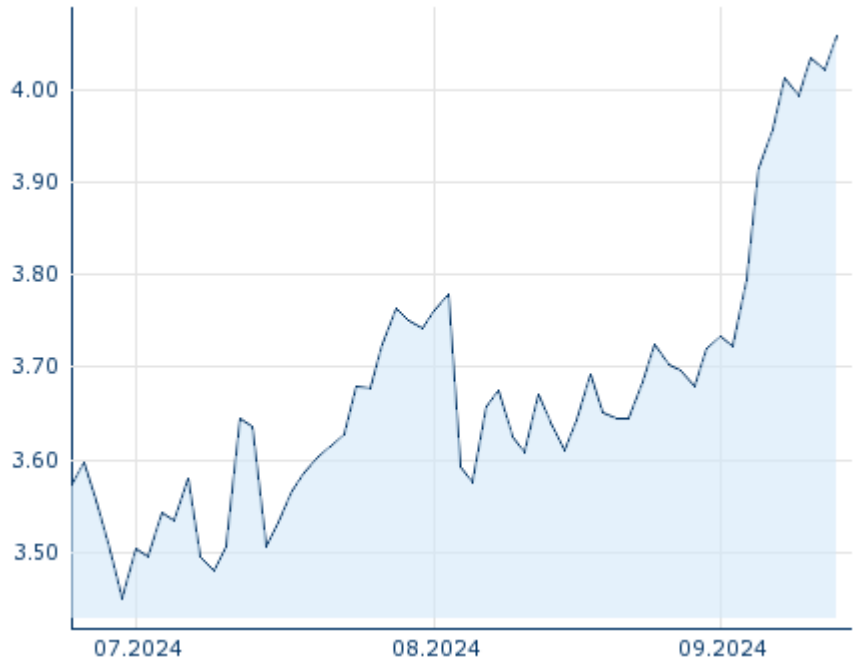
**Performance and Risk**

	6m	1y	3y
Perf (%)	-	-	-
Perf (abs.)	-	-	-
Beta	-	-	-
Volatility	-	-	-

**Futures and Options**

Related Futures -  
 Related Options -

5y












Information about previous performance does not guarantee future performance.  
 Source: FactSet

**Price data**

Ø price 5 days   Ø volume 5 days (pcs.)	4.0243 EUR (0)
Ø price 30 days   Ø volume 30 days (pcs.)	3.7460 EUR (0)
Ø price 100 days   Ø volume 100 days (pcs.)	- EUR (-)
Ø price 250 days   Ø volume 250 days (pcs.)	- EUR (-)
YTD High   date	- EUR (-)
YTD Low   date	- EUR (-)
52 Weeks High   date	- EUR (-)
52 Weeks Low   date	- EUR (-)

**Recent Research**

on underlying on sector on market			
Date		Headline	Download
2022/12/19		Global Equity Ratings	
2022/12/19		Aktienempfehlungen Global	
2022/11/28		Global Equity Ratings	
2022/11/28		Aktienempfehlungen Global	
2022/11/18		Global Equity Ratings	