

# EDP - ENERGIAS DE PORTUGAL SA FUTURE (EDPF) - EUX/202507

2024/08/21 18:44:52

Price  
**3.6443** EUR

Difference  -0.18% (-0.01)

### General attributes

Symbol	EDPFN25
Exchange	Eurex
Currency	EUR
Security type	Future
Underlying	EDP-ENERGIAS DE PORTUGAL SA
Maturity	07-2025
Contract size	100

### Market data

Bid (Bid size)	- EUR (-)
Ask (Ask size)	- EUR (-)
Open	3.6443 EUR
High	3.6443 EUR
Low	3.6443 EUR
Close (prev. day)	3.6508 EUR
Underlying	EDP-ENERGIAS DE PORTUGAL SA
Underlying price (date)	3.715 (24/08/22)
Settlement price (date)	3.64 (24/08/21)
Open Interest	0

### Performance and Risk

	6m	1y	3y
Perf (%)	-	-	-
Perf (abs.)	-	-	-
Beta	-	-	-
Volatility	-	-	-

### Futures and Options

Related Futures	-
Related Options	-












Information about previous performance does not guarantee future performance.  
Source: FactSet

### Price data

Ø price 5 days   Ø volume 5 days (pcs.)	3.6476 EUR (0)
Ø price 30 days   Ø volume 30 days (pcs.)	3.6492 EUR (0)
Ø price 100 days   Ø volume 100 days (pcs.)	- EUR (-)
Ø price 250 days   Ø volume 250 days (pcs.)	- EUR (-)
YTD High   date	- EUR (-)
YTD Low   date	- EUR (-)
52 Weeks High   date	- EUR (-)
52 Weeks Low   date	- EUR (-)

### Recent Research

on underlying	on sector	on market	
Date		Headline	Download
2022/12/19		Global Equity Ratings	
2022/12/19		Aktienempfehlungen Global	
2022/11/28		Global Equity Ratings	
2022/11/28		Aktienempfehlungen Global	
2022/11/18		Global Equity Ratings	