

SAMPO OYJ STOCK TRACK. FUTURE (1SMP) - EUX/202507

2024/09/17 18:45:12

Price
43.8083 EUR

Difference  0.75% (0.33)

General attributes

Symbol	1SMPN25
Exchange	Eurex
Currency	EUR
Security type	Future
Underlying	SAMPO PLC 'A'
Maturity	07-2025
Contract size	100

Market data

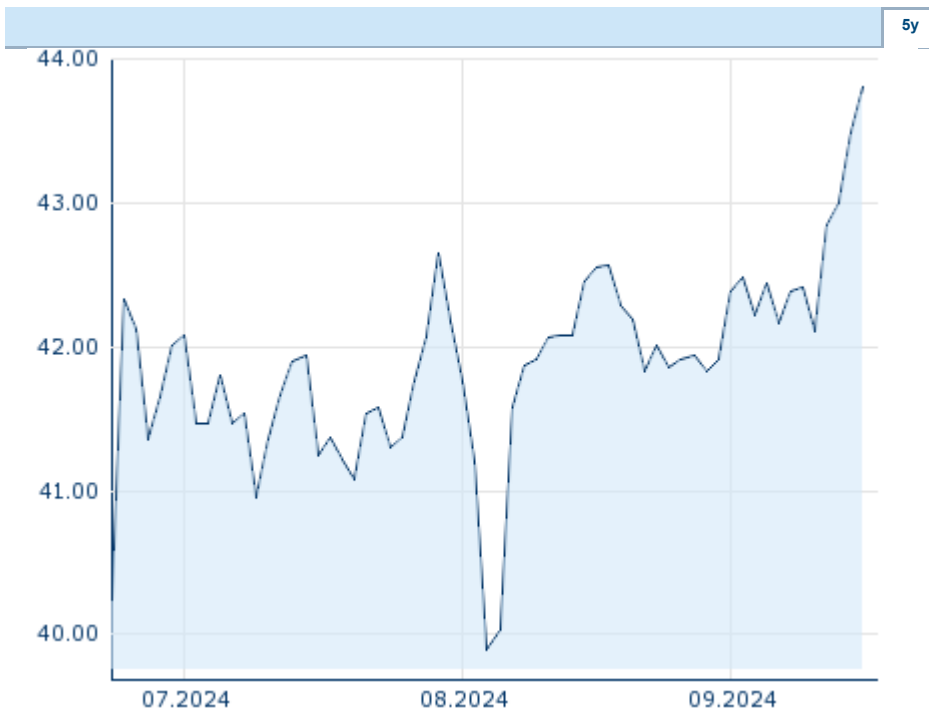
Bid (Bid size)	- EUR (-)
Ask (Ask size)	- EUR (-)
Open	43.8083 EUR
High	43.8083 EUR
Low	43.8083 EUR
Close (prev. day)	43.4824 EUR
Underlying	SAMPO PLC 'A'
Underlying price (date)	42.30 (24/09/17)
Settlement price (date)	43.81 (24/09/17)
Open Interest	0

Performance and Risk

	6m	1y	3y
Perf (%)	-	-	-
Perf (abs.)	-	-	-
Beta	-	-	-
Volatility	-	-	-

Futures and Options

Related Futures	-
Related Options	-






Information about previous performance does not guarantee future performance.
Source: FactSet

Price data

Ø price 5 days Ø volume 5 days (pcs.)	43.0490 EUR (0)
Ø price 30 days Ø volume 30 days (pcs.)	42.2893 EUR (0)
Ø price 100 days Ø volume 100 days (pcs.)	- EUR (-)
Ø price 250 days Ø volume 250 days (pcs.)	- EUR (-)
YTD High date	- EUR (-)
YTD Low date	- EUR (-)
52 Weeks High date	- EUR (-)
52 Weeks Low date	- EUR (-)

Recent Research

on sector		on market	
Date		Headline	Download
2024/09/11		Global Equity Ratings	
2024/09/11		Aktienempfehlungen Global	
2024/09/09		Aktienempfehlungen Österreich	
2024/09/06		Equity Weekly	
2024/09/05		Global Equity Ratings	