

USD/NOK FUTURE (FCUN) - EUX/202706

2024/09/13 15:33:40

Price
10.6206 NOK

Difference  **-1.26% (-0.14)**

General attributes

Symbol	FCUNM27
Exchange	Eurex
Currency	NOK
Security type	Future
Underlying	US DOLLAR / NORWEGIAN KRONER (USD/NOK)
Maturity	06-2027
Contract size	1

Market data

Bid (Bid size)	- NOK (-)
Ask (Ask size)	- NOK (-)
Open	10.6206 NOK
High	10.6206 NOK
Low	10.6206 NOK
Close (prev. day)	10.7564 NOK
Underlying	US DOLLAR / NORWEGIAN KRONER (USD/NOK)
Underlying price (date)	10.6665 (24/09/13)
Settlement price (date)	10.62 (24/09/13)
Open Interest	0

Performance and Risk

	6m	1y	3y
Perf (%)	-	-	-
Perf (abs.)	-	-	-
Beta	-	-	-
Volatility	-	-	-

Futures and Options

Related Futures	-
Related Options	-

5y










Information about previous performance does not guarantee future performance.
Source: FactSet

Price data

Ø price 5 days Ø volume 5 days (pcs.)	10.7137 NOK (0)
Ø price 30 days Ø volume 30 days (pcs.)	10.6036 NOK (0)
Ø price 100 days Ø volume 100 days (pcs.)	- NOK (-)
Ø price 250 days Ø volume 250 days (pcs.)	- NOK (-)
YTD High date	- NOK (-)
YTD Low date	- NOK (-)
52 Weeks High date	- NOK (-)
52 Weeks Low date	- NOK (-)

Recent Research

Date	Headline	Download
2024/09/13	 Austria Economy stagnates in 2024, inflation further declines	
2024/09/13	 Czechia Gradual economic recovery	
2024/09/13	 Serbia Growth remains strong; hunt for IG rating continues	
2024/09/13	 Hungary Boosting growth remains a challenge	
2024/09/13	 CEE Germany's underperformance is sneaking into CEE	