

USD/DKK FUTURE (FCUD) - EUX/202706

2024/08/21 16:29:40

Price
6.4812 DKK
Difference  **-0.20% (-0.01)**

General attributes

Symbol FCUDM27
Exchange Eurex
Currency DKK
Security type Future
Underlying US DOLLAR / DANISH KRONE (USD/DKK)
Maturity 06-2027
Contract size 1

Market data

Bid (Bid size) - DKK (-)
Ask (Ask size) - DKK (-)
Open 6.4812 DKK
High 6.4812 DKK
Low 6.4812 DKK
Close (prev. day) 6.4942 DKK
Underlying US DOLLAR / DANISH KRONE (USD/DKK)
Underlying price (date) 6.6945 (24/08/21)
Settlement price (date) 6.48 (24/08/21)
Open Interest 0

Performance and Risk

	6m	1y	3y
Perf (%)	-	-	-
Perf (abs.)	-	-	-
Beta	-	-	-
Volatility	-	-	-

Futures and Options

Related Futures -
Related Options -

5y












Information about previous performance does not guarantee future performance.
 Source: FactSet

Price data

Ø price 5 days Ø volume 5 days (pcs.)	6.5430 DKK (0)
Ø price 30 days Ø volume 30 days (pcs.)	6.5997 DKK (0)
Ø price 100 days Ø volume 100 days (pcs.)	- DKK (-)
Ø price 250 days Ø volume 250 days (pcs.)	- DKK (-)
YTD High date	- DKK (-)
YTD Low date	- DKK (-)
52 Weeks High date	- DKK (-)
52 Weeks Low date	- DKK (-)

Recent Research

on market			
Date		Headline	Download
2024/08/20		CEE Special Report Social Development Goals in the region	
2024/08/19		Poland's monthly data as tipping point for upward growth revisions	
2024/08/12		Marktkommentar	
2024/08/12		US-Arbeitsmarkt und Bank of Japan verunsichern die Märkte	
2024/08/12		GDP growth data in spotlight	