

RÁBA SHARE FUTURES (RAB) - BUD/20250624

2024/07/27 09:52:04

Price
1,393.00 HUF

Difference  0.00% (0.00)

General attributes

Symbol RAB0625

Exchange Budapest Stock Exchange

Currency HUF

Security type Future

Underlying RABA JARMUIPARI HOLDING NYRT

Maturity 06-2025

Contract size 1,000

Market data

Bid (Bid size) - HUF (-)

Ask (Ask size) - HUF (-)

Open 1,393.00 HUF

High -

Low -

Close (prev. day) 1,393.00 HUF

Underlying RABA JARMUIPARI HOLDING NYRT

Underlying price (date) 1,305.00 (24/07/26)

Settlement price (date) - (-)

Open Interest 0

Performance and Risk

	6m	1y	3y
Perf (%)	-	-	-
Perf (abs.)	-	-	-
Beta	-	-	-
Volatility	-	-	-

Futures and Options

Related Futures -

Related Options -



Information about previous performance does not guarantee future performance.
Source: FactSet

Price data

Ø price 5 days | Ø volume 5 days (pcs.) - HUF (-)

Ø price 30 days | Ø volume 30 days (pcs.) - HUF (-)

Ø price 100 days | Ø volume 100 days (pcs.) - HUF (-)

Ø price 250 days | Ø volume 250 days (pcs.) - HUF (-)










YTD High | date - HUF (-)

YTD Low | date - HUF (-)

52 Weeks High | date - HUF (-)

52 Weeks Low | date - HUF (-)

Recent Research

on sector		on market	
Date		Headline	Download
2024/07/26		Equity Weekly	
2024/07/24		Global Equity Ratings	
2024/07/24		Aktienempfehlungen Global	
2024/07/15		Aktienempfehlungen Global	
2024/07/12		Global Equity Ratings	