

# GALDERMA GROUP AG FUTURE (GADF) - EUX/202411

2024/10/18 19:07:11

**Price**  
**78.9891** CHF  
 Difference  -0.91% (-0.72)

**General attributes**

Symbol	GADFX24
Exchange	Eurex
Currency	CHF
Security type	Future
Underlying	GALDERMA GROUP AG CHF0.01
Maturity	11-2024
Contract size	100

**Market data**

Bid (Bid size)	- CHF (-)
Ask (Ask size)	- CHF (-)
Open	78.9891 CHF
High	78.9891 CHF
Low	78.9891 CHF
Close (prev. day)	79.7127 CHF
Underlying	GALDERMA GROUP AG CHF0.01
Underlying price (date)	78.92 (24/10/18)
Settlement price (date)	78.99 (24/10/18)
Open Interest	0

**Performance and Risk**

	6m	1y	3y
Perf (%)	-	-	-
Perf (abs.)	-	-	-
Beta	-	-	-
Volatility	-	-	-

**Futures and Options**

Related Futures	-
Related Options	-

5y












Information about previous performance does not guarantee future performance.  
 Source: FactSet

**Price data**

Ø price 5 days   Ø volume 5 days (pcs.)	80.0761 CHF (0)
Ø price 30 days   Ø volume 30 days (pcs.)	79.4414 CHF (0)
Ø price 100 days   Ø volume 100 days (pcs.)	- CHF (-)
Ø price 250 days   Ø volume 250 days (pcs.)	- CHF (-)
YTD High   date	- CHF (-)
YTD Low   date	- CHF (-)
52 Weeks High   date	- CHF (-)
52 Weeks Low   date	- CHF (-)

**Recent Research**

on market			
Date		Headline	Download
2024/10/08		Global Strategy 4Q 2024	
2024/10/08		Global Strategy 4Q 2024	
2024/09/27		Global Equity Ratings	
2024/09/27		Aktienempfehlungen Global	
2024/09/11		Global Equity Ratings	