











KØBENHAVNS LUFTHAVNE A/S

ISIN: **DK0010201102** WKN: -

Overview

2024/01/19 15:32:55		5y	
Price	780.00 USD	781.00	
Difference	- (-)	780.75	
General attributes		780.50	
ISIN	DK0010201102	780.25	
Symbol	KBHL	780.00	
Exchange	FINRA other OTC Issues	779.75	
Currency	USD	779.50	
Sector	Transport	779.25	
Security type	Stock	779.00	
Market cap (m)	4,287 EUR		
Benchmark	OMX COPENHAGEN 20		
Market data			
Bid (Bid size)	-		
Ask (Ask size)	-		
Open	-		
High	780.00 USD		
Low	780.00 USD		
Close (prev. day)	-		
VWAP	-		
Volume (pcs)	6		
Trading volume	4,680.00		
Number of trades	1		
Last size	6		
Futures and Options			
Related Futures	-		
Related Options	-		
<p>Information about previous performance does not guarantee future performance. Source: FactSet</p>			
Recent research			
on sector			
Date		Headline	Download
2024/09/11		Global Equity Ratings	
2024/09/11		Aktienempfehlungen Global	
2024/09/09		Aktienempfehlungen Österreich	
2024/09/05		Global Equity Ratings	
2024/09/05		Aktienempfehlungen Global	

Details

2024/01/19 15:32:55

Price
780.00 USDDifference  - (-)

General attributes

ISIN	DK0010201102
Symbol	KBHL
Exchange	FINRA other OTC Issues
Currency	USD
Sector	Transport
Security type	Stock
Market cap (m)	4,287 EUR
Benchmark	OMX COPENHAGEN 20


Market data

Bid (Bid size)	-
Ask (Ask size)	-
Open	-
High	780.00 USD
Low	780.00 USD
Close (prev. day)	-
VWAP	-
Volume (pcs)	6
Trading volume	4,680.00
Number of trades	1
Last size	6

Performance and Risk

	6m	1y	3y
Perf (%)	-	-	-
Perf (abs.)	-	-	-
Beta	-	-	-
Volatility	-	-	-

5y



Information about previous performance does not guarantee future performance.
Source: FactSet

Price data

Ø price 5 days Ø volume 5 days (pcs.)	- USD (-)
Ø price 30 days Ø volume 30 days (pcs.)	- USD (-)
Ø price 100 days Ø volume 100 days (pcs.)	- USD (-)
Ø price 250 days Ø volume 250 days (pcs.)	- USD (-)
YTD High date	- USD (-)
YTD Low date	- USD (-)
52 Weeks High date	- USD (-)
52 Weeks Low date	- USD (-)

All listings for KØBENHAVNS LUFTHAVNE A/S

Exchange 	Date	Time	Price	Trading volume (mio.)	Number of trades
Stuttgart	2024/09/13	15:28	542.00 EUR	0.00	9
Nasdaq Copenhagen	2024/09/13	17:20	4,080.00 DKK	0.33	18
Munich	2024/09/13	08:12	544.00 EUR	0.00	1
London Stock Exchange	2018/05/21	17:58	5,720.00 DKK	0.00	1
Frankfurt	2024/09/13	21:39	536.00 EUR	0.00	3

	13					
FINRA other OTC Issues	2024/01/19	15:32	780.00 USD	0.00		1
Duesseldorf	2024/09/13	19:31	536.00 EUR	0.00		5
Berlin	2024/09/13	21:43	546.00 EUR	0.00		18

Company profile

Company Logo

Contact Details

KOPENH LUFTHAVNE

--

Telefon: -

Fax: -

E-mail: -

Company Profile

-