


## KØBENHAVNS LUFTHAVNE A/S

ISIN: **DK0010201102** WKN: -

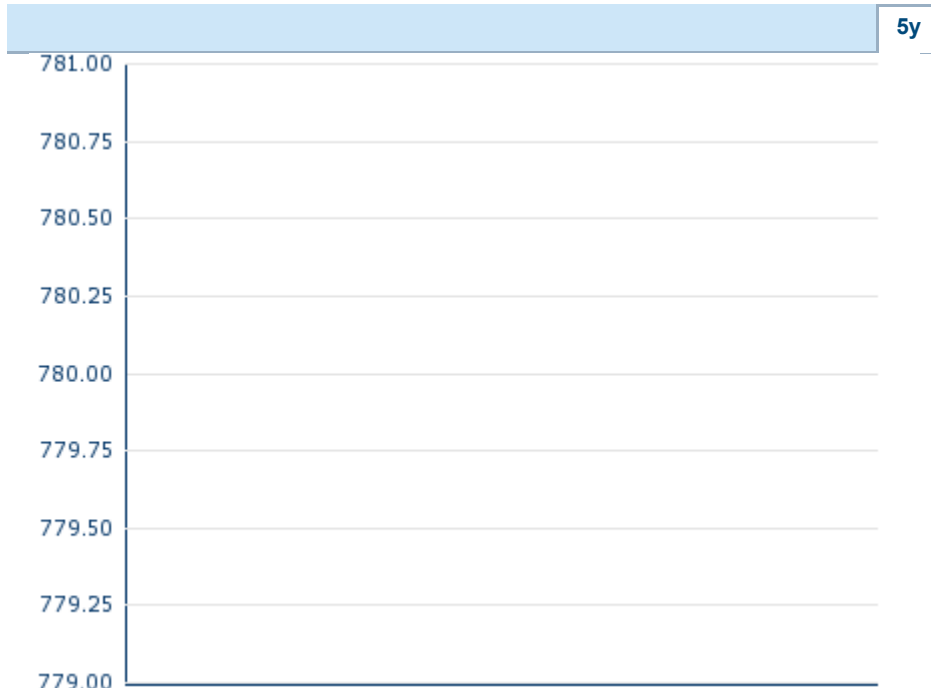
## Overview

2024/01/19 15:32:55	
Price	780.00 USD
Difference	 - (-)

<b>General attributes</b>	
ISIN	DK0010201102
Symbol	KBHL
Exchange	FINRA other OTC Issues
Currency	USD
Sector	Transport
Security type	Stock
Market cap (m)	4,486 EUR
Benchmark	OMX COPENHAGEN 20

<b>Market data</b>	
Bid (Bid size)	-
Ask (Ask size)	-
Open	-
High	780.00 USD
Low	780.00 USD
Close (prev. day)	-
VWAP	-
Volume (pcs)	6
Trading volume	4,680.00
Number of trades	1
Last size	6

<b>Futures and Options</b>	
Related Futures	-
Related Options	-



Information about previous performance does not guarantee future performance.  
**Source:** FactSet

## Recent research

on sector			
Date		Headline	Download
2024/07/24		Global Equity Ratings	
2024/07/24		Aktienempfehlungen Global	
2024/07/15		Aktienempfehlungen Global	
2024/07/12		Global Equity Ratings	
2024/07/09		Aktienempfehlungen Österreich	

## Details

2024/01/19 15:32:55

Price  
780.00 USD

Difference ⬇️ - (-)

## General attributes

ISIN DK0010201102  
 Symbol KBHL  
 Exchange FINRA other OTC Issues  
 Currency USD  
 Sector Transport  
 Security type Stock  
 Market cap (m) 4,486 EUR  
 Benchmark OMX COPENHAGEN 20

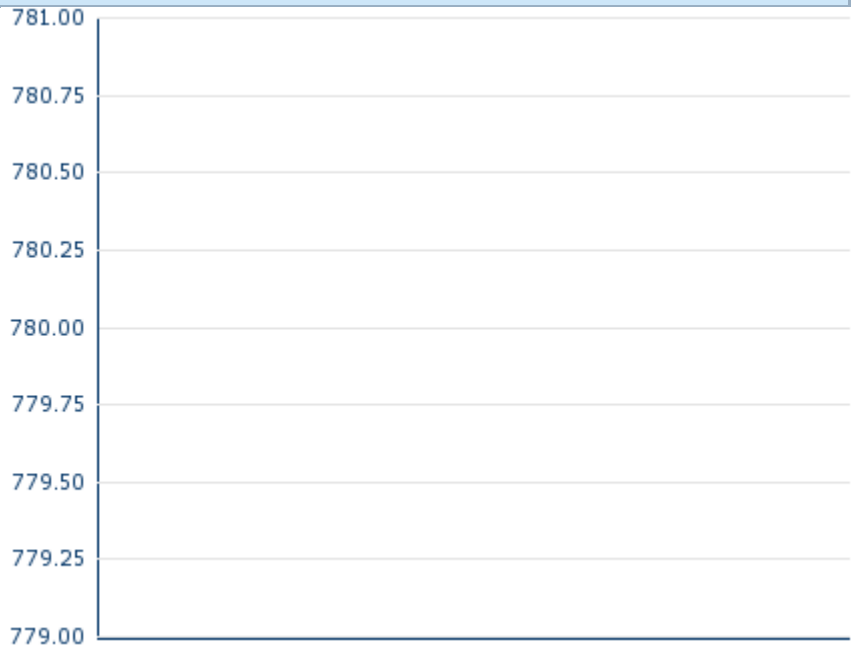
## Market data

Bid (Bid size) -  
 Ask (Ask size) -  
 Open -  
 High 780.00 USD  
 Low 780.00 USD  
 Close (prev. day) -  
 VWAP -  
 Volume (pcs) 6  
 Trading volume 4,680.00  
 Number of trades 1  
 Last size 6

## Performance and Risk

	6m	1y	3y
Perf (%)	-	-	-
Perf (abs.)	-	-	-
Beta	0.16	0.17	0.16
Volatility	-	-	-

5y



Information about previous performance does not guarantee future performance.  
 Source: FactSet

## Price data

Ø price 5 days | Ø volume 5 days (pcs.) - USD (-)  
 Ø price 30 days | Ø volume 30 days (pcs.) - USD (-)  
 Ø price 100 days | Ø volume 100 days (pcs.) - USD (-)  
 Ø price 250 days | Ø volume 250 days (pcs.) - USD (-)  
 YTD High | date - USD (-)  
 YTD Low | date - USD (-)  
 52 Weeks High | date - USD (-)  
 52 Weeks Low | date - USD (-)

## Arbitrage views

Exchange <span>⬇️</span>	Date	Time	Price	Trading volume (mio.)	Number of trades
Stuttgart	2024/07/26	13:56	558.00 EUR	0.00	4
Nasdaq Copenhagen	2024/07/26	17:20	4,270.00 DKK	0.19	21
Munich	2024/07/26	08:19	566.00 EUR	0.00	1
London Stock Exchange	2018/05/21	17:58	5,720.00 DKK	0.00	1
Frankfurt	2024/07/26	09:28	560.00 EUR	0.00	2

	26					
FINRA other OTC Issues	2024/01/19	15:32	780.00 USD	0.00		1
Duesseldorf	2024/07/26	19:31	560.00 EUR	0.00		7
Berlin	2024/07/26	21:43	572.00 EUR	0.00		17

## Company profile

### Company Logo

#### Contact Details

KOPENH LUFTHAVNE

--

----

Telefon: -

Fax: -

E-mail: -

### Company Profile

-