

ISUN INC.

ISIN: **US4652461066**WKN: **465246106**

Overview

2024/06/21 21:36:09

Price
0.0289 USDDifference  -0.34% (-0.00)

General attributes

ISIN	US4652461066
Symbol	PECK
Exchange	FINRA other OTC Issues
Currency	USD
Sector	Technology
Security type	Stock
Market cap (m)	6 EUR
Benchmark	S&P 500

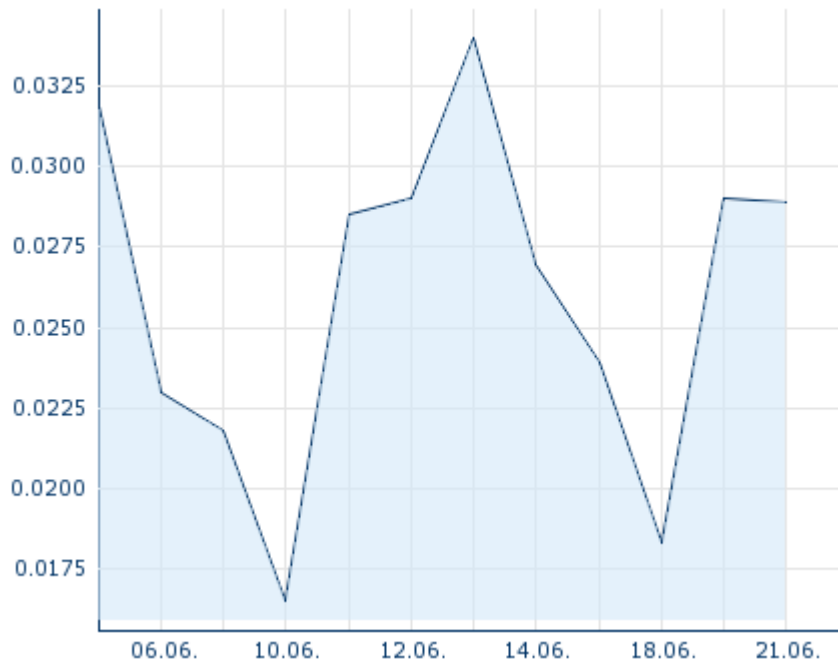
Market data

Bid (Bid size)	-
Ask (Ask size)	-
Open	0.0221 USD
High	0.029 USD
Low	0.0221 USD
Close (prev. day)	0.029 USD
VWAP	0.023104 USD
Volume (pcs)	86,650
Trading volume	2,005.85
Number of trades	172
Last size	219

Futures and Options









Related Futures	-
Related Options	-

5y



Information about previous performance does not guarantee future performance.
Source: FactSet

Recent research

on sector		on market	
Date		Headline	Download
2024/06/21		Equity Weekly	
2024/06/21		Global Equity Ratings	
2024/06/21		Aktienempfehlungen Global	
2024/06/14		Global Equity Ratings	
2024/06/14		Aktienempfehlungen Global	

Details

2024/06/21 21:36:09

Price

0.0289 USD

Difference ▼ -0.34% (-0.00)

General attributes

ISIN	US4652461066
Symbol	PECK
Exchange	FINRA other OTC Issues
Currency	USD
Sector	Technology
Security type	Stock
Market cap (m)	6 EUR
Benchmark	S&P 500

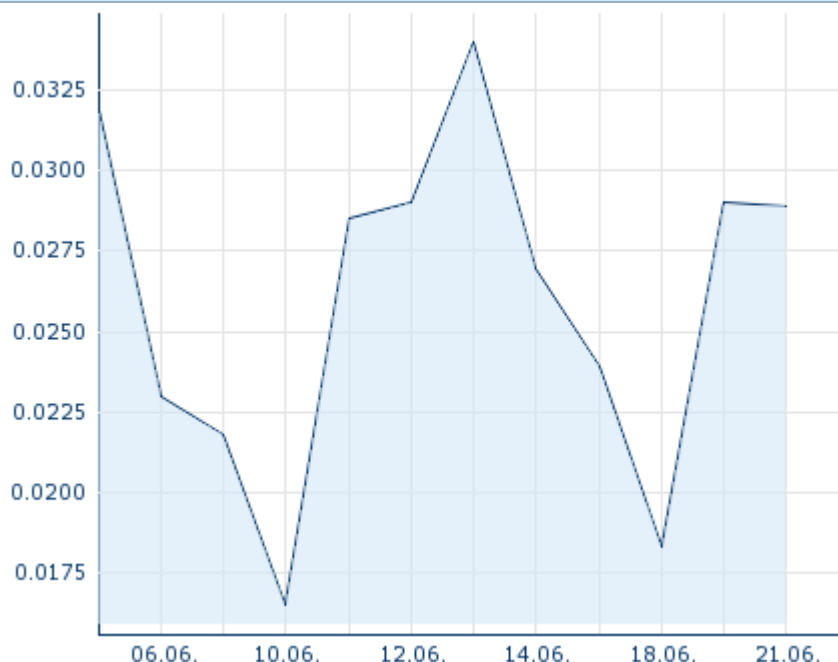
Market data

Bid (Bid size)	-
Ask (Ask size)	-
Open	0.0221 USD
High	0.029 USD
Low	0.0221 USD
Close (prev. day)	0.029 USD
VWAP	0.023104 USD
Volume (pcs)	86,650
Trading volume	2,005.85
Number of trades	172
Last size	219

Performance and Risk

	6m	1y	3y
Perf (%)	-	-	-
Perf (abs.)	-	-	-
Beta	1.38	0.94	0.40
Volatility	-	-	-

5y



Information about previous performance does not guarantee future performance.
Source: FactSet

Price data

Ø price 5 days Ø volume 5 days (pcs.)	0.0254 USD (101,840)
Ø price 30 days Ø volume 30 days (pcs.)	- USD (-)
Ø price 100 days Ø volume 100 days (pcs.)	- USD (-)
Ø price 250 days Ø volume 250 days (pcs.)	- USD (-)
YTD High date	- USD (-)
YTD Low date	- USD (-)
52 Weeks High date	- USD (-)
52 Weeks Low date	- USD (-)

All listings for ISUN INC.

Exchange	Date	Time	Price	Trading volume (mio.)	Number of trades
Stuttgart	2024/04/25	08:10	0.093 EUR	0.00	3
Munich	2024/04/25	08:33	0.099 EUR	0.00	2
Frankfurt	2024/04/25	21:56	0.156 EUR	0.00	1
FINRA other OTC Issues	2024/06/04	21:57	0.0475 USD	0.13	914
FINRA other OTC	2024/06/21	21:36	0.0289 USD	0.00	172

Issues	21						
Duesseldorf	2024/04/ 25	08:11	0.0929	EUR	0.00		1
Berlin	2024/04/ 25	20:08	0.0977	EUR	0.00		12

Company profile

Company Logo



Company Profile

-

Contact Details

ISUN INC.

--

Telefon: -

Fax: -

E-mail: -