

GRUVAKTIEBOLAGET VISCARIA

ISIN: SE0021148160 WKN: -

Overview

2024/06/21 17:15:01

Price

1.924 EUR

Difference  -8.82% (-0.19)

General attributes

ISIN SE0021148160

Symbol VISC

Exchange Frankfurt

Currency EUR

Sector Energy / Commodities

Security type Stock

Market cap (m) 195 EUR

Benchmark OMX STOCKHOLM 30 INDEX

Market data

Bid (Bid size) -

Ask (Ask size) -

Open 2.12 EUR

High 2.12 EUR

Low 1.924 EUR

Close (prev. day) 2.11 EUR

VWAP 2.015 EUR

Volume (pcs) 0

Trading volume 0.00

Number of trades 8

Last size 0

Futures and Options

Related Futures -











Related Options -

5y



Information about previous performance does not guarantee future performance.
Source: FactSet

Recent research

on sector			
Date		Headline	Download
2024/06/21		Global Equity Ratings	
2024/06/21		Aktienempfehlungen Global	
2024/06/14		Equity Weekly	
2024/06/14		Global Equity Ratings	
2024/06/14		Aktienempfehlungen Global	

Details

2024/06/21 17:15:01

Price

1.924 EUR

Difference 📉 -8.82% (-0.19)

General attributes

ISIN	SE0021148160
Symbol	VISC
Exchange	Frankfurt
Currency	EUR
Sector	Energy / Commodities
Security type	Stock
Market cap (m)	195 EUR
Benchmark	OMX STOCKHOLM 30 INDEX

Market data

Bid (Bid size)	-
Ask (Ask size)	-
Open	2.12 EUR
High	2.12 EUR
Low	1.924 EUR
Close (prev. day)	2.11 EUR
VWAP	2.015 EUR
Volume (pcs)	0
Trading volume	0.00
Number of trades	8
Last size	0

Performance and Risk

	6m	1y	3y
Perf (%)	-3.08%	+3.66%	+10.57%
Perf (abs.)	-0.06	+0.07	+0.18
Beta	-0.08	0.36	0.58
Volatility	53.74	1,156.47	667.83

5y



Information about previous performance does not guarantee future performance.
Source: FactSet

Price data

Ø price 5 days Ø volume 5 days (pcs.)	2.091 EUR (0)
Ø price 30 days Ø volume 30 days (pcs.)	2.060 EUR (0)
Ø price 100 days Ø volume 100 days (pcs.)	2.138 EUR (3)
Ø price 250 days Ø volume 250 days (pcs.)	1.909 EUR (11)
YTD High date	2.695 EUR (2024/04/19)
YTD Low date	1.796 EUR (2024/05/14)
52 Weeks High date	2.695 EUR (2024/04/19)
52 Weeks Low date	0.002 EUR (2023/10/27)

Arbitrage views

Exchange 📍	Date	Time	Price	Trading volume (mio.)	Number of trades
Stuttgart	2024/06/21	11:17	2.07 EUR	0.00	5
Nasdaq Stockholm	2024/06/20	18:00	24.30 SEK	7.98	641
Munich	2024/06/21	08:09	2.175 EUR	0.00	2
London Stock Exchange	2024/05/10	09:16	24.85 SEK	0.07	1
Frankfurt	2024/06/21	17:15	1.924 EUR	0.00	8

Company profile

Company Logo



Company Profile

-

Contact Details

GRUVAKTIEBOLAGET VISCARIA

--

Viscariavaegen 10 98199 Kiruna

Telefon: -

Fax: -

E-mail: info@viscaria.com